

2022-2023



Since 1992

YIS Marine Electrical Parts

RV Marine

Caravan

Emergency Vehicle

www.yismarine.com





Taiwan HQ - Sales, RD & Production Line



JINGTONG - Factory in Ningbo, China



YIH SEAN

Enterprise Co., Ltd.



Company Introduction

Overview

For almost 40 years, YIH SEAN Enterprise Co., Ltd. (part of the Lyric Shin Group) has been providing electrical parts for automotive, RVs, camping cars and marine markets. Today YIH SEAN has become a veteran manufacturer producing cigarette lighter plugs, sockets, fuse blocks, bus bars, switch panels, and other electrical products under the YIS Marine Brand, serving more than 200 customers around the world.

Based in Taiwan, we have a strong base in Product Design and Engineering, Manufacturing, Quality Control and Customer Service. Our R&D team has been rewarded more than 24 patents in the past 5 years and all of our products have been carefully designed, tested and certificated before mass production. We have a rigid quality control system throughout our manufacturing process and are verified as an ISO 9001 certified company since 2002. Our great customer services include instant claim handling, product and packaging customization service, artwork assistance, consulting and educations.

Cooperating with our solely owned subsidiary factory in Ningbo, China, we are able to reduce manufacturing costs and to ship our products from either China or Taiwan factory. Following the business trending of the e-commerce, we now also provide product sales in small volume and more customization options.

Our goal is to continue providing fine quality products and top service to our clients in the industrial switch as well as the car / marine electrical products industry. YIS Marine would be your best choice for electrical parts in the marine/automotive market.

YIS Lyric Shin Group Profiles

- 40 years of experience. (Group Year of Foundation: 1981)
- Serve 200+ customers worldwide
- Number of employees: 110+ across Taiwan HQ & China Facility
- Main target markets : Industrial, Marine/Yacht Industry.
- ISO9001 Certified since 2002 (19 years in a row)



YIS LYRIC SHIN - Switch Experts



Push Button Switches



Water-proof marine switches



Foot pedal (Music) switches



Industrial Switch



Reed alarm switches



Audio Switch Box

YIS SEAN (YIS Marine) – Electrical Parts for Marine



Switch panels



Fuse blocks



12/24V Accessories



DC LED light



Battery Switch



Fuse

BOAT DC ELECTRICAL SYSTEM

POWERED BY YIS MARINE PRODUCTS

DC Power



ENGINE



START BATTERY



HOUSE

POSITIVE

NEGATIVE



Key switch



Digital Voltmeter



ANL Fuse Holder



Battery Switches



Circuit Breaker




VSR



Dual meter



Fuse Block



Marine Grade Switches & Sockets



ANL Fuse Box



Circuit Breaker Block



USB Charger



Heavy Duty Bus Bars



Common Bus Bars



Switch Panel



Membrane Touch Switch Panel



Bilge Pump Panel

DC Loads

SWITCHED CIRCUITS



STEREO



HORN



LIGHTS



GPS



VHF



FRIDGE

24HR CIRCUITS



CLOCK



ALARM



BILGE PUMP

Table of Contents



Switch Panels

Water-resistant Switch Panels

- New** New Digital Membrane Touch Control Panels
- C-7 Aluminum Water-resistant Switch Panel
- C-7 Curved Water-resistant Switch Panel
- SP3331 1 Gang Curved Switch Panel Series
- Premium Series Slimline Switch Panel
- New** Modern Design Toggle Switch Panel

01

02

04

06

08

10

11



Power Distribution Panels

Wave Design Switch Panel

12



Other Switch Panels

13



Power Management

20

Battery Management

BP-Series Compact Battery Switches (Metric Threading)	21
New BM-Series Main Battery Switches (Imperial Threading)	22
New Mini Size 100A Battery Switch	23
Digital Voltage Sensitive Relay (DVSR) / Automatic Charging Relay	26
New Digital Voltage Sensitive Relay (VSR) with Start Isolation	27



Circuit Protections

Modular Design Blade (ATP/ATO/ATC) Fuse Blocks	28
Multi-use Compact Modular Design Blade Fuse Blocks	30
New Compact Design Independent Source Blade Fuse Blocks	32
Modern Design Glass-tube AGC Fuse Blocks Series	33
New CLB / CMB Circuit Breaker Boxes	34
New Heavy-Duty Modular Design Fuse Block & Bus Bars	35
Classic Fuse Block & Bus Bars	37
Fuses (Glass-tube Fuses / Automotive Blade Fuses & Other Fuses)	38
Circuit Breakers	41
Fuse Holders	43



Connectors & Buses

New Heavy-Duty Bus Bars (Imperial Threading - Upgraded 2020)	46
Marine Grade Bus Bars (Metric Threading)	48
Heavy-Duty Terminal Studs	50
New Terminal Blocks	51



12/24 Volt Accessories

Power Plugs and Sockets

- Cigarette Lighter Plugs
- Cigarette Lighter Sockets
- Other Plugs & Sockets

52



12V-24V Accessories

- Battery Gauges
- New Marine Grade USB Charger Sockets
- CurvMount Handle Bar Mount Sockets
- CurvMount Surface Mount Sockets
- Flush Mount Panel for 1-1/8" Sockets
- The 1-1/8" Sockets and Accessories Family



12V-24V Accessories

76

Marine Grade Switches

Marine Grade Switches

- Water-resistant Sealed Rocker Switches (C-7 Series)
- Water-resistant Rocker Switches (C-6 Series)
- Marine Toggle Switch with Plastic Handle Bar
- Heavy Duty Brass Toggle Switch Series
- New Anti-Vandal Stainless Steel Push-Button Switch

78



LED Lights for Boats

- YIS Marine LED Lights for Boats
- WaveLED Marine LED Lights Series
- WaveLED Reading Light Series
- LED Courtesy Lights

86




Customize Packaging for Your Products

98

Appendix: IP Rating Guide

99



Switch Panels

Water-resistant Switch Panels

New Digital Membrane Touch Control Panels

C-7 Aluminum Water-resistant Switch Panel

C-7 Curved Water-resistant Switch Panel

SP3331 1 Gang Curved Switch Panel Series

Carbon Fiber Switch Panel

Modern Design Toggle Switch Panel

Power Distribution Panels

Wave Design Switch Panel

Other Switch Panels

New Digital Membrane Touch Control Panels (2019- 4th Gen)

Lower Cost, Better Stability and More Functions



Mobile App only available for SP5110A / SP5106A

Description


This popular membrane panel series just got even better! With the incorporation of new digital IC, these panels are now more reliable, cheaper and with some more advanced features like reduced standby current, compact micro-USB cable connection, momentary button programmable for any button. You can even use your iPhone or Android App to control the membrane control box via Bluetooth (SP5110A).

Features


- Ultra Compact panel size (60% smaller than traditional panels)
- Easy to install – no mounting depth, minimum hole drilling (13.0 x 8.5mm)
- Use compact, ready accessible micro-USB cable, end user can replace cables of any desirable length
- Flexible wiring – Control Relay Box installed 1m away from the touch panel
- IP67 - Protected even under temporary water immersion (Panel only)
- ON-indication LED / 10A Self-resettable fuse for each branch
- Backlight module allowing easy operation in darkness
- Programmable momentary button – ALL buttons can be programmed to be momentary (ideal for horn or wiper applications)
- 60pcs Assorted Graphic and Text labels stickers set included



Incorporated digital IC allowing great cost reduction



Programmable momentary button on all buttons.



Backlight module allowing easy operation in darkness

Intro Video for Std Version



Intro Video for App Version



Wireless control via Bluetooth on App (SP5110A only)

Additional Features for SP5106A / SP5110A (App Version)

- App remote control on cellphone (Android / iOS) via Bluetooth
- Customizable labels, panel styles, background in the virtual panel
- Battery Voltage Level monitor and Low Voltage Warning Alarm
- Pairs up to 4 different control boxes and easily switching between boxes
- App memorizes label and panel styles of paired boxes after switching between boxes



Specifications

- Faceplate | PET membrane touch panel
- Circuit Protection | Built-in Resettable Fuse (PPTC)
- Switch Ratings | 10A per branch
- Panel Rating | Max Cumulative Amp: 35A(6P) / 60A (10P)
- Voltage Rating | DC 9 - 15V (12V Model) / DC 11 - 30V (12-24V Model)
- Notes | **CE** IP67 (Panel Only) RED Directive (2014/53/EU)
- Patented

Product Series

SP5106 / SP5106D / SP5106A (6P) **New**


SP5110D / SP5110A (10P)



6P Membrane Panel



6P Remote Control Box



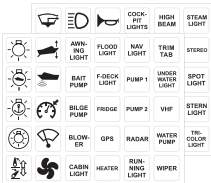
10P Membrane Panel



10P Remote Control Box



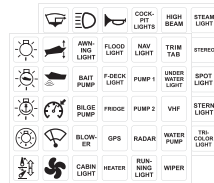
Micro USB Cable (1m)



60pcs Label Stickers



Micro USB Cable (1m)




60pcs Label Stickers

Product ID	Positions	Touch Panel (W x H)	Panel Cut-out(W x L)	Control Box (L x W x H)	Note
SP5106	6	91 x 75 mm	ø15 mm (13 x 8.5 mm)	136 x 90 x 32 mm	12V Only
SP5106D	6	91 x 75 mm	ø15 mm (13 x 8.5 mm)	136 x 90 x 32 mm	Dual Voltage (12 - 24V)
SP5106A	6	91 x 75 mm	ø15 mm (13 x 8.5 mm)	136 x 90 x 32 mm	App Compatible Version / Dual Voltage
SP5110D	10	130 x 75 mm	ø15 mm (13 x 8.5 mm)	214 x 95 x 29 mm	Dual Voltage (12 - 24V)
SP5110A	10	130 x 75 mm	ø15 mm (13 x 8.5 mm)	214 x 95 x 29 mm	App Compatible Version / Dual Voltage

Accessories

SP-51-EP20A **New**



Membrane Touch Panel 20A Expansion Kit

This Expansion Kit allows end users to expand current rating of single branch to 20A without disassembling the control box. This Kit works for all SP51xx models. Instructions manual included.

C-7 Aluminum Water-resistant Switch Panel

Upgraded IP66 switch panel design with backlight for labels




Description

Coming with the C-7 sealed rocker switches, these switch panels can withstand even severer weather conditions than the C-6 Water-resistant Switch Panel. SP32xx series are the only aluminum switch panels in the market with backlight modules for labels.

Features

- New modern and compact panel design (15% smaller than SP30xx series)
- Backlight modules for labels, allowing easy operation in darkness
- IP66—protect against strong water jets
- Push-reset circuit breakers with rubber boots
- Illuminated (LED) C-7 rocker switches with dual voltage rating (12V / 24V)
- Watertight mounting gasket included
- Square shaped label stickers (30pcs) allow vertical or horizontal installation

Specifications

- Faceplate | 0.1"(2.54mm) Coated Aluminum Alloy
- Circuit Protection | Circuit Breakers
- Switch Ratings | 20A @ DC 12V / 10A @ DC 24V (Dual Voltage)
- Panel Rating | Maximum Cumulative Amp: 45A, 45A x 2 (8P)*
- Notes | IP66 

* Max possible Amperage for each panel is determined by the lower of total switches ratings or the Max Cumulative Amperage listed above.



YIS exclusive backlight modules



IP66 rated



4-way installations

Watch Intro Video on Youtube

Product Series



Product ID	Positions	Color	Circuit Protection	Product Dimension (W x H x D)	Panel Cut-out (W x L)	Note
SP3216P	6	Dark Gray	Circuit Breakers	114 x 191 x 75 mm	96 x 166 mm	
SP3218P	8	Dark Gray	Circuit Breakers	114 x 238 x 75 mm	96 x 217 mm	
SP3234P	4	Dark Gray	Circuit Breakers	114 x 191 x 75 mm	96 x 166 mm	with USB Charger & Cig. Lighter Socket
SP3254P	4	Dark Gray	Circuit Breakers	114 x 191 x 75 mm	96 x 166 mm	with Battery Gauge & Cig. Lighter Socket
SP3274P	4	Dark Gray	Circuit Breakers	114 x 191 x 75 mm	96 x 166 mm	with Battery Gauge & USB Charger
SP3226P	6	White	Circuit Breakers	114 x 191 x 75 mm	96 x 166 mm	
SP3228P	8	White	Circuit Breakers	114 x 238 x 75 mm	96 x 217 mm	
SP3244P	4	White	Circuit Breakers	114 x 191 x 75 mm	96 x 166 mm	with USB Charger & Cig. Lighter Socket
SP3264P	4	White	Circuit Breakers	114 x 191 x 75 mm	96 x 166 mm	with Battery Gauge & Cig. Lighter Socket
SP3284P	4	White	Circuit Breakers	114 x 191 x 75 mm	96 x 166 mm	with Battery Gauge & USB Charger

Accessories

C-7231RS-H1W

**Illuminated(LED)
Rocker Car Switch**

DC 12V 20A
DC 24V 10A
SPST ON-OFF

AS235

**USB Charger
Socket (2 Ports)**

Marine Grade with cap
DC 5V 3.4A

AS212

**Marine Grade
Power Outlet**

Marine Grade with cap
DC 9-36V, 20A

AS234

**USB Charger
Socket (2 Ports)**

Marine Grade with cap
DC 5V 3.1A
DC 5V 4.8A

Any 1-1/8" Sockets

See page 74 for more.

C-7 Curved Water-resistant Switch Panel

Upgraded streamline switch panel design with backlight for labels



Description

Coming with the C-7 sealed rocker Switches, these switch panels are one of our most weather-proof switch panel series. The modular mini panels allow consumers to build switch panels with their own customized features. With modern curved faceplate design and new backlit label features, these panels are stylish, high performance switch panels with complete features.

Features

- New modern curved and compact panel design (15% smaller than SP30xx series)
- Mini modular panels allow free combinations at consumers' side
- Backlight modules for labels, allowing easy operation in darkness
- IP66—protect against strong water jets
- Push-reset circuit breakers with rubber boots
- Illuminated (LED) C-7 rocker switches with dual voltage rating (12V / 24V)
- Watertight mounting gasket included
- Square shaped label stickers (30pcs) allow vertical or horizontal installation



Backlight modules for label stickers



Vertical or horizontal Installations



Mini modular panels allow freedom for customized panels



Water-resistant (IP66)

Watch Intro Video on Youtube

Specifications

- Faceplate | Curved shaped plastic (ASA)
 - Circuit Protection | Circuit Breakers
 - Switch Ratings | 20A @ DC 12V / 10A @ DC 24V (Dual Voltage)
 - Panel Rating | Maximum Cumulative Amp: 45A*
 - Notes | IP66
- * Max possible Amperage for each panel is determined by the lower of total switches ratings or the Max Cumulative Amperage listed above.

Product Series

SP3314P

SP3316P

SP3320XX

SP3331XX

Product ID	Positions	Color	Circuit Protection	Product Dimension (W x H x D)	Panel Cut-out (W x L)	Note
SP3314P	4	Black	Circuit Breakers	114 x 133 x 75 mm	101 x 120 mm	
SP3316P	6	Black	Circuit Breakers	114 x 188 x 75 mm	101 x 166 mm	
SP3320XX	-	Black	Circuit Breakers	114 x 58 x 56 mm	105 x 45 mm	2 Gang Mini Socket Panel*
SP3331XX	1	Black	-	114 x 54 x 75mm	103 x 42 mm	1P Switch Panel for special purposes

* See table below for available sockets combinations

Socket options for SP3320XX	
Product ID	Socket Mounted
SP3320PP	AS212 x2
SP3320PU	AS212 + AS233
SP3320PV	AS212 + AS234
SP3320PG	AS212 + SP-BG1
SP3320XX	Any combination of two

SP3331 Series	
Product ID	Socket Mounted
SP3331BP	Bilge Pump Switch Panel
SP3331BA	Bilge Pump Switch Panel with Alarm
SP3331DW	Deck Wash Control Panel
SP3331WC	Windlass Control Panel

* See page 8 for more details of SP3331 Series

Accessories

C-7231RS-H1W

Illuminated(LED) Rocker Car Switch

DC 12V 20A
DC 24V 10A
SPST ON-OFF

AS235

USB Charger Socket (2 Ports)

Marine Grade with cap
DC 5V 3.4A

AS212

Marine Grade Power Outlet

Marine Grade with cap
DC 9-36V, 20A

AS234

USB Charger Socket (2 Ports)

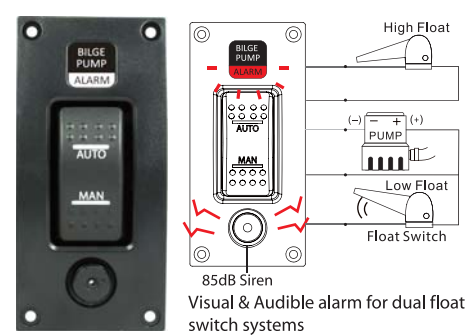
Marine Grade with cap
DC 5V 3.1A
DC 5V 4.8A

Any 1-1/8" Sockets

See page 74 for more.

SP3331 1 Gang Curved Switch Panel Series

Bilge Pump Switch Panel with Alarm
SP3331BA ON-OFF-ON
SP3331BAM ON-OFF-(ON)



Features

- Modern design bilge pump panel with visual and audible alarm (85dB Siren)
- Activates alarms and starts pump automatically when water reaches 2nd (high) float switch
- IP67 C-7 Sealed Switch and water-resistant Siren
- Backlight label module allowing easy recognition in darkness
- Fit perfectly with SP33 series regular panels

Specifications

- Faceplate | Curved shaped plastic (ASA)
- Dimensions | 114 x 54 x 75mm
- Circuit Protection | Pre-installed ATP Fuse 20A
- Switch Function | ON-OFF-ON(SP3331BA) / ON-OFF-(ON)(SP3331BAM)
- Switch Rating | 20A @ DC 12V
- Notes | IP66

Curved Design Single Branch (1P) Switch Panel

SP3331XX



Features

- Blank 1P panel that goes well with other SP33 series panels
- C-7 sealed IP67 switch with dual (12-24V) voltage rating
- Backlight label module allowing easy recognition in darkness
- 5 pcs assorted label stickers included
- Various Switch functions available

Specifications

- Faceplate | Curved shaped plastic (ASA)
- Dimensions | 114 x 54 x 75mm
- Circuit Protection | Circuit Breaker 20A
- Switch Function | See Table
- Switch Rating | 20A @ DC 12V / 10A @ DC 24V (Dual Voltage)
- Notes | IP66

Blank Panels

Product ID	Type	Switch Function	Note
SP3331ST	SPST	ON-OFF	Blank panel with 5pcs label stickers
SP3331STM	SPST	(ON)-OFF	Blank panel with 5pcs label stickers
SP3331DT	SPDT	ON-OFF-ON	Blank panel with 5pcs label stickers
SP3331DTM	SPDT	(ON)-OFF-ON	Blank panel with 5pcs label stickers
SP3331DTM2	SPDT	(ON)-OFF-(ON)	Blank panel with 5pcs label stickers

Functional Panels

Product ID	Type	Switch Function	Note
SP3331DW	SPDT	ON-OFF	Deck Wash Panel
SP3331WC	SPDT	(ON)-OFF-(ON)	Windlass Control Panel
SP3331BP	SPDT	ON-OFF-ON	Standard Bilge Pump Panel
SP3331BPM	SPDT	ON-OFF-(ON)	Standard Bilge Pump Panel

Label Stickers for SP32 / 33 Series

SP33-ST1



- 30pcs assorted Water-proof PC membrane label stickers
- Designed for SP32 / SP33 backlight modules
- Customizable to local languages or applications

Curved Water-resistant USB Panel

SP3331USB



Features

- Double port USB charger (AS235) fully compatible with latest iPad, iPhone and smartphones
- Backlight label module allowing easy recognition in darkness
- Fit perfectly with SP33 series regular panels

Specifications

- Faceplate | Curved shaped plastic (ASA)
- Dimensions | 114 x 54 x 75mm
- Circuit Protection | Circuit Breaker 5A
- Input | DC 12-24V
- Output | DC 5V 3.4A
- Notes | IP66

Curved Water-resistant Voltage Meter Panel

SP3331VM – Voltage Meter Panel

SP3331DM – Dual (Voltage & Current) Meter Panel



SP3331VM

SP3331DM

Features

- Digital meters with 3 LED displays (SP-BG4 / SP-BG5)
- Backlight label module allowing easy recognition in darkness
- Fit perfectly with SP33 series regular panels

Specifications

- Faceplate | Curved shaped plastic (ASA)
- Dimensions | 114 x 54 x 75mm
- Input Range | DC 2.5V – 30V (SP3331VM) / DC 4.5V – 30V, 0 – 15A (SP3331DM)
- Notes | IP66



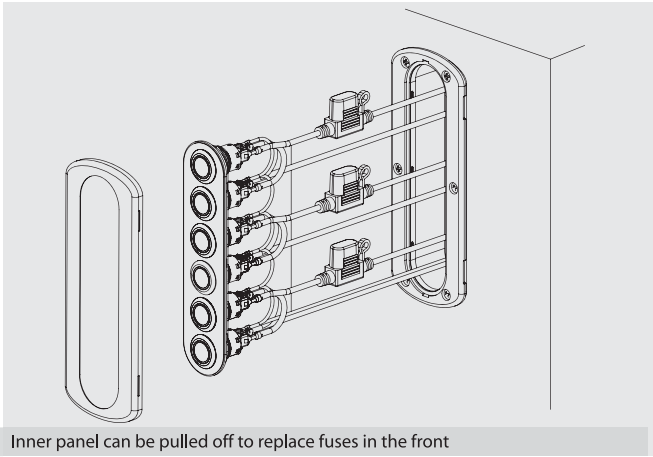
Premium Series Slimline Switch Panel

with Polished Stainless Bezel and 20A Push Button Switches



SP6006

SP6006B



Inner panel can be pulled off to replace fuses in the front

Product ID	Positions	Circuit Protection	Product Dimension (W x H x D)	Panel Cut-out (W x L)	Note
SP6006	6	ATP Fuses	64 x 169 x 105 mm	32 x 150 mm	Red LED Backlight
SP6006B	6	ATP Fuses	64 x 169 x 105 mm	32 x 150 mm	Blue LED Backlight

Specifications

- Faceplate | Plastic with Carbon Fiber Vinyl Film
- Outer Frame | Stainless Steel 304
- Circuit Protection | in-line 15A ATP fuses pre-installed (per 2 branches)
- Switch Rating | 20A @ DC 12V
- Panel Rating | Max Cumulative Amp: 25A per 2 branches
- Notes | IP66

* Max possible Amperage for each panel is determined by the lower of total switches ratings or the Max Cumulative Amperage listed above.

Description

Looking for some elegant and premium panel with powerful outputs? Meet these new carbon fiber / stainless steel hybrid panel with market leading 20A stainless steel push button switches. Carefully design with screw-hidden polished bezel, backlight labels on the button and 3D carbon fiber panel finish, this is the most elegant panel in YIS lineup.

Features

- Elegant Carbon Fiber Vinyl film with vivid 3D texture
- Ultra Compact Panel Size / mounting holes compatible BEP's Contour Panel Series
- Screw hidden design with polished stainless steel 304 bezel
- 20A Anti-Vandal Stainless Steel Push Button Switches with backlight labels
- Easy fuse-replacing design - fuse holder retractable from the front (Patent Pending)
- 40 pcs assorted label stickers included
- IP66 – Protected against powerful water jets from all directions (when mounted)
- Water-tight gasket included

Accessories

PB4511

Push-Button Switch

.....

DC 12V 20A
DC 24V 10A
SPST ON-OFF

BF353

In-Line ATP Fuse Holders

.....

DC 12V/24V 1-30A

* This product is under development, all specifications and features are subject to change. Contact sales for final specs.

Modern Design Toggle Switch Panel

Compact economical toggle switch panel with fuse protection

New Product



Specifications

- Faceplate | Sleek Design Plastic (ABS)
- Circuit Protection | In-line 15A ATP fuses pre-installed (per 2 branches)
- Switch Ratings | 15A @ DC 12V / 10A @ DC 24V (Dual Voltage)
- Panel Rating | Max Cumulative Amp: 25A per 2 branches*
- Notes | IP66

* Max possible Amperage for each panel is determined by the lower of total switches ratings or the Max Cumulative Amperage listed above.

Features

- Compact panel size
- Unique trendy faceplate design (two colors available: Dark Gray /White)
- Heavy duty metal toggle switches with water-resistant PVC boot
- Water-tight mounting gasket included
- LED indication when device turned ON
- 28pcs assorted label stickers included
- IP66 – Protected against powerful water jets from all directions (when mounted)
- Spray-proof in-line ATP/ATC fuse holders with fuses pre-installed

Additional Features for SP21XX-RG

New

- Upgraded with Dual LED colors indication
- Enhanced cable connection



IP66 rated – protected against power jets

SP21XX-RG – Dual LED Color Version



Upgraded with Dual LED colors indication



Enhanced cable connection



SP2116



SP2125P



SP2125U



SP2125G



SP2123X

Gray Panel	White Panel	Positions	Circuit Protection	Product Dimension (W x H x D)	Panel Cut-out (W x L)	Note
SP2116	SP2136	6	ATP Fuses	107 x 95 x 45 mm	87 x 78 mm	
SP2125P	SP2145P	5	ATP Fuses	107 x 95 x 60 mm	87 x 78 mm	with Cig. Lighter Socket
SP2125U/V	SP2145U/V	5	ATP Fuses	107 x 95 x 60 mm	87 x 78 mm	USB Charger (U: 1Port V:2Port)
SP2125G	SP2145G	5	ATP Fuses	107 x 95 x 45 mm	87 x 78 mm	with Digital Battery Gauge
SP2123P	SP2143P	3	ATP Fuses	107 x 95 x 60 mm	87 x 78 mm	with Cig. Lighter Socket
SP2123U/V	SP2143U/V	3	ATP Fuses	107 x 95 x 60 mm	87 x 78 mm	USB Charger (U: 1Port V:2Port)
SP2123G	SP2143G	3	ATP Fuses	107 x 95 x 45 mm	87 x 78 mm	with Digital Battery Gauge

※ add -RG in the end of Model # for dual LED color version - ON = Green, OFF = Red)

Watch Intro Video on Youtube



Wave Design Switch Panel

Economical switch panels with circuit breakers

PATENTED
TW

Best
Seller



SP1214P



SP1216P



SP1218P



SP1220XX



SP12XXPW
(Anti-Splash version for all models)

Product ID	Positions	Circuit Protection	Product Dimension (W x H x D)	Panel Cut-out (W x L)	Note
SP1214P	4	Circuit Breakers	100 x 110 x 45 mm	77 x 97.5 mm	
SP1216P	6	Circuit Breakers	100 x 160 x 45 mm	77 x 148 mm	
SP1218P	8	Circuit Breakers	100 x 210 x 45mm	77 x 198 mm	
SP1220XX	-	-	100 x 54 x 56mm	82.5 x 38 mm	2 gang mini socket panel


※ Anti-splash version with rubber boots for switches and circuit breakers are now available for all models above.

Socket options for SP1220XX	
Product ID	Socket Mounted
SP1220PP	AS212 x2
SP1220PU	AS212 + AS233
SP1220PV	AS212 + AS234
SP1220PG	AS212 + SP-BG1
SP1220XX	Any combination of two


Features

- 12V DC illuminated (LED) rocker switches
- Pre-wired with resettable circuit breakers
- Ultra shallow mounting depth (~45mm)
- 28 assorted label stickers included

Specifications

- Faceplate | Wave shaped plastic (ABS)
- Circuit Protection | Circuit breakers
- Switch Ratings | 10A @ DC 12V
- Panel Rating | Maximum Cumulative Amp: 35A*
- Note | 
- Patented in Taiwan | D155080(TW)

* Max possible Amperage for each panel is determined by the lower of total switches ratings or the Max Cumulative Amperage listed above.



Other Switch Panels

The New Classic Rocker Switch Panel (Redesign 2015)



SP1113F



SP1123F



SP1116F



SP1126F



SP1116P



SP1126P



SP1051

Features

- Classic coated aluminum panel design
- LED illuminated rocker switches
- Pop-out fuse holders with 10A fuse per branch pre-installed (fuse models)
- Circuit Breaker version available for all models
- 20pcs assorted label stickers
- Square shaped stickers allowing vertical or horizontal installation

Specifications

- Faceplate | 1.25mm Coated Aluminum
- Circuit Protection | Fuse / Circuit Breakers
- Switch Ratings | 10A @ DC 12V
- Panel Rating | Maximum Cumulative Amp: 35A*
- Notes |

* Max possible Amperage for each panel is determined by the lower of total switches ratings or the Max Cumulative Amperage listed above.

Product ID	Circuit Protection	Dimension (W x H x D)	Panel Cut-out (W x L)
SP1113F	Fuses	117 x 97 x 70 mm	70 x 65 mm
SP1116F	Fuses	117 x 167 x 70 mm	70 x 130 mm
SP1123F	Fuses	117 x 97 x 70 mm	70 x 65 mm
SP1126F	Fuses	117 x 167 x 70 mm	70 x 130 mm
SP1116P	Circuit Breakers	117 x 167 x 70 mm	95 x 125 mm
SP1126P	Circuit Breakers	117 x 167 x 70 mm	95 x 125 mm
SP1051	-	83 x 64 x 50 mm	65 x 50 mm

※ Anti-splash version with covers for switches available

Bakelite Toggle Switch Panels with Fuses



SP2013F



SP2016F

Product ID	Dimensions (W x H x D)	Panel Cut-out(W x L)
SP2013F	114 x 92 x 35 mm	90 x 75 mm
SP2016F	114 x 161 x 35 mm	90 x 140 mm

Features

- Classic toggle switch
- Fuse holders with 5A fuses pre-installed
- Optional anti-splash PVC boots available

Specifications

- Faceplate | Bakelite
- Circuit Protection | Fuses
- Switch Ratings | DC 12V / 24V
- Panel Rating | Maximum Cumulative Amp: 15A
- Notes |

Windlass Controlling Panel with LED
SP2211



Product ID	Dimensions (W x H x D)	Panel Cut-out(W x L)
SP2211	52 x 76 x 35 mm	40 x 45 mm

Features

- Momentary (ON)-OFF-(ON) Toggle Switch with PVC Boot
- Red Lamp Indicator

Specifications

- Faceplate | Aluminum Plate
- Circuit Protection | -
- Switch Ratings | DC 12V
- Panel Rating | 15A @ DC 12V
- Notes |

3-Way Bilge Pump Switch Panel
SP2221AF/BF



- SP2221AF : ON-OFF-ON Bilge Pump Switch Panel with Fuse (AUTO-OFF-AUTO)
- SP2221BF : ON-OFF-(ON) Bilge Pump Switch Panel with Fuse (AUTO-OFF-MANUAL)

Product ID	Dimensions (W x H x D)	Panel Cut-out(W x L)
SP2221AF/BF	90 x 50 x 45 mm	75 x 38 mm

Features

- 3-Way toggle switch (ON-OFF-ON) with LED indication
- Fuse holders with pre-installed fuses
- Optional anti-splash PVC boots available

Specifications

- Faceplate | Plastic (ABS)
- Circuit Protection | Fuse
- Switch Ratings | DC 12V
- Panel Rating | Maximum Cumulative Amp:5A
- Notes |

C-7 Streamline Water-resistant Switch Panel



SP3114P

SP3116P

Product ID	Dimensions (W x H x D)	Panel Cut-out(W x L)
SP3114P	133 x 121 x 75 mm	97 x 101 mm
SP3116P	133 x 173 x 75 mm	97 x 153 mm



Features

- Unique streamline faceplate design
- IP66– protect against strong water jets from all directions (when mounted)
- Push-reset circuit breakers with rubber boots
- Illuminated (LED) C-7 rocker switches with dual voltage rating (12V / 24V)
- Watertight mounting gasket included
- 30 pcs assorted label set included

Specifications

- Faceplate | Streamline shaped plastic (ABS)
- Circuit Protection | Circuit Breakers
- Switch Ratings | 20A @ DC 12V / 10A @ DC 24V (Dual Voltage)
- Panel Rating | Maximum Cumulative Amp:45A*
- Notes | IP66

* Max possible Amperage for each panel is determined by the lower of total switches ratings or the Max Cumulative Amperage listed above.

C-6 Water-resistant Switch Panel



SP3013F



SP3013P



SP3016F



SP3016P



SP3023F



SP3023P



SP3033F



SP3033P

Features

- IP55– protect against water jets from all directions (when mounted)
- Both circuit breaker and fuse versions available
- Illuminated water-resistant C-6 rocker switches
- Watertight mounting gasket included
- 30 pcs assorted label set included

Specifications

- Faceplate | 0.1”(2.54mm) Coated Aluminum Alloy
- Circuit Protection | Fuse/Circuit Breaker
- Switch Ratings | 16A @ DC 12V
- Panel Rating | Maximum Cumulative Amp : 35A*
- Notes | IP55

* Max possible Amperage for each panel is determined by the lower of total switches ratings or the Max Cumulative Amperage listed above.

Product ID	Circuit Protection	Dimension (W x H x D)	Panel Cut-out (W x L)	Note
SP3013F	Fuses	134 x 95 x 75 mm	75 x 75 mm	
SP3013P	Circuit Breakers	134 x 95 x 75 mm	80 x 75 mm	
SP3016F	Fuses	134 x 190 x 75 mm	75 x 166 mm	
SP3016P	Circuit Breakers	134 x 190 x 75 mm	80 x 166 mm	
SP3023F	Fuses	134 x 190 x 80 mm	75 x 158 mm	with DIN Socket, Cig. Lighter Socket with Retainer and Battery Gauge
SP3023P	Circuit Breakers	134 x 190 x 80 mm	80 x 158 mm	with DIN Socket, Cig. Lighter Socket with Retainer and Battery Gauge
SP3033F	Fuses	134 x 190 x 80 mm	75 x 155 mm	with Cig. Lighter Socket and Battery Gauge
SP3033P	Circuit Breakers	134 x 190 x 80 mm	80 x 155 mm	with Cig. Lighter Socket and Battery Gauge

Ignition Switch Panel

SP4010 / SP4011



Product ID	Dimensions (Wx H x D)	Panel Cut-out(W x L)
SP4010	69 x 69 x 45mm	φ40mm
SP4011	69 x 69 x 45mm	φ40mm





Features





- LED ON Indicator
- 2 Keys included

Specifications




- Faceplate | Nylon 66
- Circuit Protection | -
- Switch Ratings | DC 12V
- Panel Rating | 10 A





SP Series Selection Guide

Product	SP5106 / SP5106D / SP5106A 	SP5110D / SP5110A 	SP3216P / SP3226P 	SP3218P / SP3228P 
Page no.	P.3	P.3	P.5	P.5
Positions	6P	10P	6P	8P
Faceplate	PET membrane touch panel	PET membrane touch panel	2.54mm Coated Aluminum	2.54mm Coated Aluminum
Circuit Protection	Built-in Resettable Fuse	Built-in Resettable Fuse	Circuit breakers	Circuit breakers
Switch Rating	DC 12V 10A	DC 12V 10A	DC 12V 20A / DC 24V 10A	DC 12V 20A / DC 24V 10A
Panel Rating	35A	60A	45A	45Ax2
IP Rating	IP67 (Panel Only)	IP67 (Panel Only)	IP66	IP66
Dimensions (W x H x D)	ø15 mm (13 x 8.5 mm)	ø15 mm (13 x 8.5 mm)	114x191x75 mm	114x238x75 mm
Note	SP5106: 12V only SP5106D: 12V/24V	SP5110D: 12V/24V SP5110A: App Control Ver.		





Product	SP3234P / SP3244P 	SP3254P / SP3264P 	SP3274P / SP3284P 	SP3314P 
Page no.	P.5	P.5	P.5	P.7
Positions	4P	4P	4P	4P
Faceplate	2.54mm Coated Aluminum	2.54mm Coated Aluminum	2.54mm Coated Aluminum	Curved shaped plastic (ASA)
Circuit Protection	Circuit breakers	Circuit breakers	Circuit breakers	Circuit breakers
Switch Rating	DC 12V 20A / DC 24V 10A	DC 12V 20A / DC 24V 10A	DC 12V 20A / DC 24V 10A	DC 12V 20A / DC 24V 10A
Panel Rating	45A	45A	45A	45A
IP Rating	IP66	IP66	IP66	IP66
Dimensions (W x H x D)	114x191x75 mm	114x191x75 mm	114x191x75 mm	114x133x75 mm
Note	with USB Charger and Cig. Lighter Socket	with Battery Gauge and Cig. Lighter Socket	with Battery Gauge and USB Charger	





Product	SP3316P 	SP3320XX 	SP3331ST 	SP3331DT 
Page no.	P.7	P.7	P.8	P.8
Positions	6P	-	1P	1P
Faceplate	Curved shaped plastic (ASA)	Curved shaped plastic (ASA)	Curved shaped plastic (ASA)	Curved shaped plastic (ASA)
Circuit Protection	Circuit breakers	-	Circuit Breaker 20A	Circuit Breaker 20A
Switch Rating	DC 12V 20A / DC 24V 10A	DC 12V 20A / DC 24V 10A	DC 12V 20A / DC 24V 10A	DC 12V 20A / DC 24V 10A
Panel Rating	45A	-	-	-
IP Rating	IP66	IP66	IP66	IP66
Dimensions (W x H x D)	114x191x75 mm	114x58x56 mm	114x54x75 mm	114x54x75 mm
Note		Sockets options: page 63		

Product	SP3331DW	SP3331WC	SP3331BP	SP3331BA
				
Page no.	P.8	P.8	P.8	P.8
Positions	1P	1P	1P	1P
Faceplate	Curved shaped plastic (ASA)	Curved shaped plastic (ASA)	Curved shaped plastic (ASA)	Curved shaped plastic (ASA)
Circuit Protection	Circuit Breaker 20A	Circuit Breaker 20A	Circuit Breaker 20A	Pre-installed ATP Fuse 20A
Switch Rating	DC 12V 20A / DC 24V 10A	DC 12V 20A / DC 24V 10A	DC 12V 20A / DC 24V 10A	DC 12V 20A / DC 24V 10A
Panel Rating	-	-	-	-
IP Rating	IP66	IP66	IP66	IP66
Dimensions (W x H x D)	114x54x75 mm	114x54x75 mm	114x54x75 mm	114x54x75 mm
Note				





Product	SP3331USB	SP3331VM	SP3331DM	SP6006 / SP6006B
				
Page no.	P.9	P.9	P.9	P.10
Positions	1P	1P	1P	6P
Faceplate	Curved shaped plastic (ASA)	Curved shaped plastic (ASA)	Curved shaped plastic (ASA)	Plastic with Carbon Fiber Vinyl Film
Circuit Protection	Circuit Breaker 5A	-	-	ATP Fuses
Switch Rating	-	DC 2.5V – 30V	DC 4.5V – 30V, 0 – 15A	DC 12V 20A
Panel Rating	-	-	-	25A per 2 branches
IP Rating	IP66	IP66	IP66	IP66
Dimensions (W x H x D)	114x54x75 mm	114x54x75 mm	114x54x75 mm	64x169x105 mm
Note				

Product	SP2116 / SP2116-RG New	SP2125X / SP2125X-RG New	SP2123X / SP2123X-RG New	SP1214P
				
Page no.	P.11	P.11	P.11	P.12
Positions	6P	5P	3P	4P
Faceplate	Sleek Design plastic (ABS)	Sleek Design plastic (ABS)	Sleek Design plastic (ABS)	Wave shaped plastic (ABS)
Circuit Protection	ATP Fuses	ATP Fuses	ATP Fuses	Circuit breakers
Switch Rating	DC 12V 15A / DC 24V 10A	DC 12V 15A / DC 24V 10A	DC 12V 15A / DC 24V 10A	DC 12V 10A
Panel Rating	25A per 2 branches	25A per 2 branches	25A per 2 branches	35A
IP Rating	IP66	IP66	IP66	-
Dimensions (W x H x D)	107x95x45 mm	107x95x60 mm	107x95x60 mm	100x110x45 mm
Note		X = P: Cig. Light Socket X = U/V: USB Charger Socket X = G: Digital Voltage Meter	X = P: Cig. Light Socket X = U/V: USB Charger Socket X = G: Digital Voltage Meter	

Product	SP1216P	SP1218P	SP1220XX	SP1113F / SP1123F
				
Page no.	P.12	P.12	P.12	P.13
Positions	6P	8P	-	3P
Faceplate	Wave shaped plastic (ABS)	Wave shaped plastic (ABS)	Wave shaped plastic (ABS)	1.2mm Coated Aluminum
Circuit Protection	Circuit breakers	Circuit breakers	-	Fuses
Switch Rating	DC 12V 10A	DC 12V 10A	-	DC 12V 10A
Panel Rating	35A	35A	-	20A
IP Rating	-	-	-	-
Dimensions (W x H x D)	100x160x45 mm	100x210x45 mm	100x54x56 mm	117x97x70 mm
Note			2 gang mini socket panel	

Product	SP1116F / SP1126F	SP1116P / SP1126P	SP1051	SP2013F
				
Page no.	P.13	P.13	P.13	P.13
Positions	6P	6P	-	3P
Faceplate	1.2mm Coated Aluminum	1.2mm Coated Aluminum	1.2mm Coated Aluminum	Bakelite
Circuit Protection	Fuses	Circuit breakers	-	Fuses
Switch Rating	DC 12V 10A	DC 12V 10A	DC 12V 10A	DC 12V / 24V
Panel Rating	20A	20A	20A	15A
IP Rating	-	-	-	-
Dimensions (W x H x D)	117x167x70 mm	117x167x70 mm	85x64x50 mm	114x92x35 mm
Note			Battery Test Gauge panel with switch	

Product	SP2016F	SP2211	SP2221AF/BF	SP3114P
				
Page no.	P.13	P.14	P.14	P.14
Positions	6P	1P	1P	4P
Faceplate	Bakelite	Aluminum Plate	Plastic (ABS)	Streamline Shaped plastic (ABS)
Circuit Protection	Fuses	-	Fuses	Circuit breakers
Switch Rating	DC 12V / 24V	DC 12V	DC 12V	DC 12V 20A / DC 24V 10A
Panel Rating	15A	15A	5A	45A
IP Rating	-	-	-	IP66
Dimensions (W x H x D)	114x161x35 mm	52x76x35 mm	90x50x45 mm	133x121x75 mm
Note				

Product	SP3116P	SP3013F	SP3013P	SP3016F
				
Page no.	P.14	P.15	P.15	P.15
Positions	6P	3P	3P	6P
Faceplate	Streamline Shaped plastic (ABS)	2.54mm Coated Aluminum	2.54mm Coated Aluminum	2.54mm Coated Aluminum
Circuit Protection	Circuit breakers	Fuses	Circuit breakers	Fuses
Switch Rating	DC 12V 20A / DC 24V 10A	DC 12V 16A	DC 12V 16A	DC 12V 16A
Panel Rating	45A	35A	35A	35A
IP Rating	IP66	IP55	IP55	IP55
Dimensions (W x H x D)	133x173x75 mm	134x95x75 mm	134x95x75 mm	134x190x75 mm
Note				

Product	SP3016P	SP3023F	SP3023P	SP3033F
				
Page no.	P.15	P.15	P.15	P.15
Positions	6P	3P	3P	3P
Faceplate	2.54mm Coated Aluminum	2.54mm Coated Aluminum	2.54mm Coated Aluminum	2.54mm Coated Aluminum
Circuit Protection	Circuit breakers	Fuses	Circuit breakers	Fuses
Switch Rating	DC 12V 16A	DC 12V 16A	DC 12V 16A	DC 12V 16A
Panel Rating	35A	35A	35A	35A
IP Rating	IP55	IP55	IP55	IP55
Dimensions (W x H x D)	134x190x75 mm	134x190x80 mm	134x190x80 mm	134x190x80 mm
Note		with DIN Socket, Cig. Lighter Socket with Retainer and Battery Gauge	with DIN Socket, Cig. Lighter Socket with Retainer and Battery Gauge	with Cig. Lighter Socket and Battery Gauge

Product	SP3033P	SP4010 / SP4011
		
no.	P.15	P.15
Positions	3P	-
Faceplate	2.54mm Coated Aluminum	Nylon 66
Circuit Protection	Circuit breakers	-
Switch Rating	DC 12V 16A	DC 12V
Panel Rating	35A	10A
IP Rating	IP55	-
Dimensions (W x H x D)	134x190x80 mm	69x69x45 mm
Note	with Cig. Lighter Socket and Battery Gauge	



Power Management

Battery Management

Digital Voltage Sensitive Relay (DVSR) / Automatic Charging Relay
BP-Series Compact Battery Switches (Metric Threading)
BM-Series Main Battery Switches (Imperial Threading)

Circuit Protections

Modular Design Blade (ATP/ATO/ATC) Fuse Blocks
Multi-use Compact Modular Design Blade Fuse Blocks
Compact Design Independent Source Blade Fuse Blocks
Modern Design Glass-tube AGC Fuse Blocks Series
CLB / CMB Circuit Breaker Boxes
Heavy-Duty Modular Design Fuse Block & Bus Bars
Classic Fuse Block & Bus Bars
Fuses (Glass-tube Fuses / Automotive Blade Fuses & Other Fuses)
Circuit Breakers
Fuse Holders

Connectors & Buses

Heavy-Duty Bus Bars (Imperial Threading)
Marine Grade Bus Bars (Metric Threading)
Heavy-Duty Terminal Studs
Terminal Blocks

Battery Management

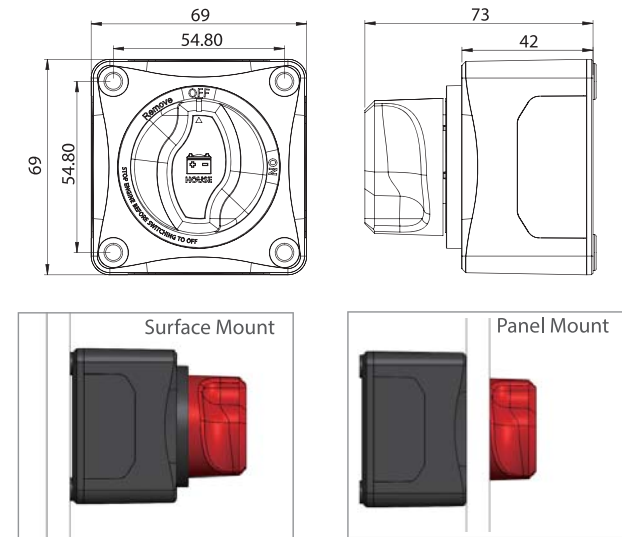

BP-Series Compact Battery Switches (Metric Threading)

Battery Main Switch (On-Off)

BF441 / BF441A (with AFD)

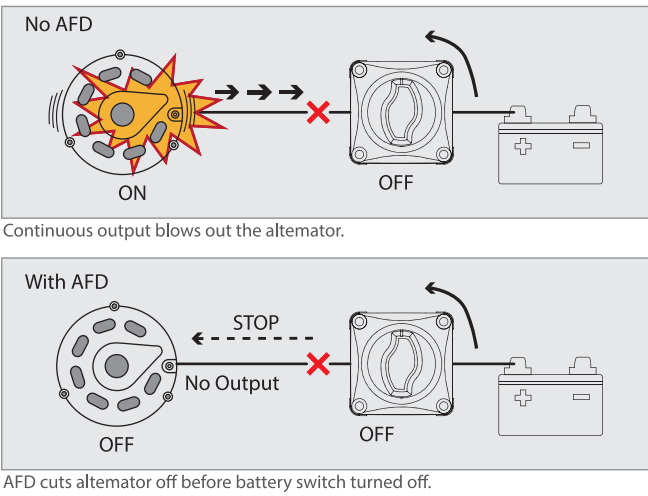
Battery Selector Switch (1-2-Both-Off)

BF442 / BF442A (with AFD)



Features

- Unique ergonomic and aesthetic knob design
- Knobs removable for isolation / safety
- Smallest battery switch with AFD (Alternator Field Disconnect) feature in market (BF441A, BF442A)
- Dimensions fits Heavy Duty Modular Fuse Box Series (BF43x)
- Robust Glass Fiber reinforced Nylon enclosure
- Removable windows for unobstructed wiring
- Compact size matching mainstream products in market (BEP style)
- Surface or panel mount options provides flexibility when installing
- Patented in Taiwan(D183413), China(ZL201730358133.0)
- Meet Ignition Protection Standard (ISO8846 / SAE J1171), suitable for use in marine engine room and fuel tank spaces.
- IP66 – Protected against powerful water jets from all directions



Product Series



BF441 / BF441A

BF442 / BF442A

Product ID	Function	Voltage Rating (Max)	Stud Size	Cranking Rating (10Secs)	Intermittent Rating (5 mins)	Continuous Rating (1hr)	Note
BF441	ON-OFF	48V	M10	1250A	455A	275A	-
BF441A	ON-OFF	48V	M10	1250A	455A	275A	with AFD
BF442	1-2-Both-Off	48V	M8	1000A	300A	200A	-
BF442A	1-2-Both-Off	48V	M8	1000A	300A	200A	with AFD


BM-Series Main Battery Switches (Imperial Threading)

New
Product

IGNITION
PROTECTED

PATENTED
Pending

- BF446/BF446A **Battery Main Switch (A: with AFD) (ON-OFF)**
BF447/BF447A **Battery Selector Switch (A: with AFD) (1-2-Both-OFF)**
BF448 **Dual Circuit Battery Switch (2-OFF-1-ON)**
BF448P **Dual Circuit Plus Battery Switch (2-OFF-1-ON-PARALLEL)**

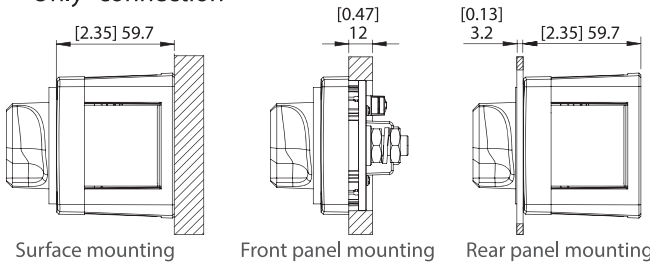
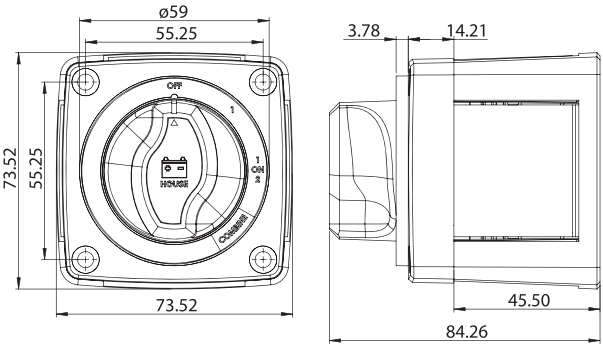


Features

- Unique ergonomic and aesthetic knob design
- Knobs removable for isolation / safety (BF446/BF447 only)
- AFD (Alternator Field Disconnect) feature provides extra safety protection (BF446/BF447 only)
- Dimensions fits popular BlueSea's M-series battery switches
- Robust Glass Fiber reinforced Nylon enclosure
- Removable windows for unobstructed wiring
- 3 mounting options: Surface mount, front panel mount and rear panel mount
- Meet Ignition Protection Standard (ISO8846 / SAE J1171), suitable for use in marine engine room and fuel tank spaces

(BF448 Dual Circuit Plus)

- Dual circuit control with parallel option (BF448P)
- Patent pending design allows convenient "1 Only" & "2 Only" connection



Product Series



Product ID	Function	Voltage Rating (Max)	Stud Size	Cranking Rating(30s)	Intermittent Rating (5 mins)	Continuous Rating (1hr)	Note
BF446	ON-OFF	48V	3/8"-16	900A	500A	300A	-
BF446A	ON-OFF	48V	3/8"-16	900A	500A	300A	with AFD
BF447	1-2-Both-OFF	32V	3/8"-16	900A	500A	300A	-
BF447A	1-2-Both-OFF	32V	3/8"-16	900A	500A	300A	with AFD
BF448	OFF-1-Both	32V	3/8"-16	675A	450A	300A	Dual Circuit
BF448P	OFF-1-Both-PARALLEL	32V	3/8"-16	675A	450A	300A	Dual Circuit with Parallel option

Mini Size 150A Battery Switch
BF449



New
Product

IGNITION
PROTECTED

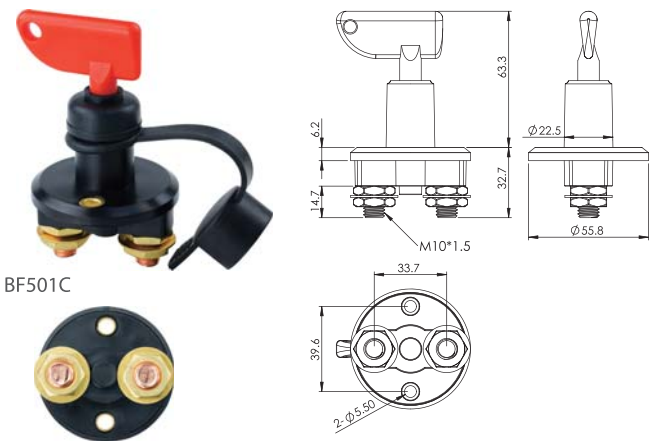
Features

- Unique ergonomic and aesthetic knob design
- Knobs removeable for isolation / safety
- Robust Glass Fiber reinforced Nylon enclosure
- Ultra compact size fits 1-1/8" mounting holes
- ISO8846 Ignition Protected

Specifications

- Cranking Rating (30 Secs) | 500A
- Intermittent Rating (5 mins) | 200A
- Continuous Rating | 150A
- Voltage Rating | 32V
- Terminal Studs | M6
- Note |

300A Battery Isolation Switch with removable key
BF501 /BF501C (With Cocver)



New
Product

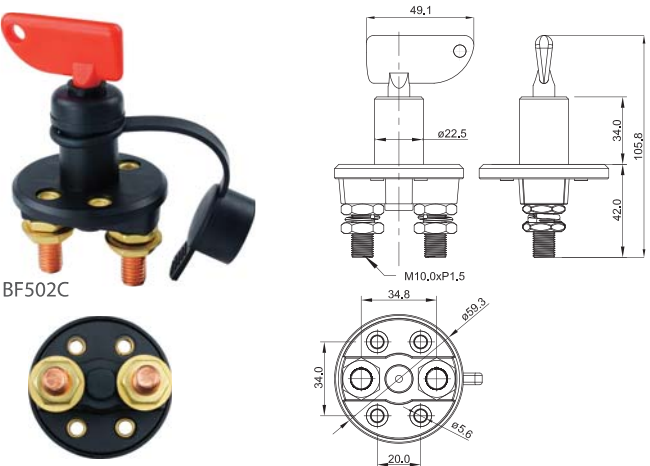
Features

- SPST ON-OFF
- Copper Studs and Contacts
- Keys Removable at OFF position

Specifications

- Rating | 12Volts DC
- Continuous Rating | 300Amps
- Intermittent Rating | 800Amps
- Note |

300A Battery Isolation Switch with removable key
BF502 /BF502C (With Cocver)



New
Product

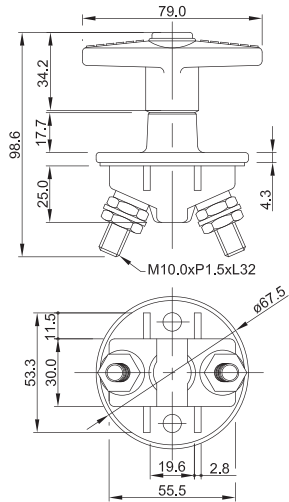
Features

- SPST ON-OFF
- Copper Studs and Contacts
- Keys Removable at OFF position
- 4 mounting screw holes version

Specifications

- Rating | 12Volts DC
- Continuous Rating | 300Amps
- Intermittent Rating | 800Amps
- Note |

Battery Isolation Switch
BF503



New
Product

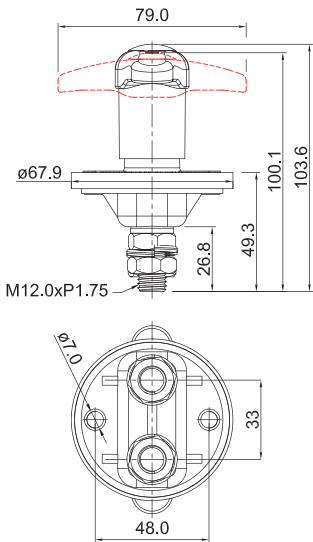
Features

- SPST ON-OFF
- Copper Studs and Contacts
- Heavy Duty T Handle Bar (not Removable)
- Zinc housing with coated white painting

Specifications

- Rating | 12Volts DC
- Continuous Rating | 300Amps
- Intermittent Rating | 800Amps
- Note |

Battery Isolation Switch
BF508



New
Product

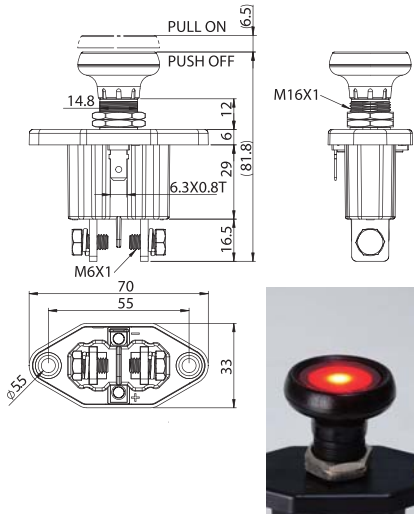
Features

- SPST ON-OFF
- Heavy Duty 500A continuous rating
- Heavy Duty T Handle Bar (not removable)
- Zinc housing with coated white painting
- Universal Type suits various Engineering Vehicles

Specifications

- Rating | 6-48Volts DC
- Continuous Load | 500Amps @DC 12V
- Cranking Rating (10 Secs) | 2000 Amps @DC 12V
- Note |

Push Pull LED Starter Switch
BF507



New
Product

Features

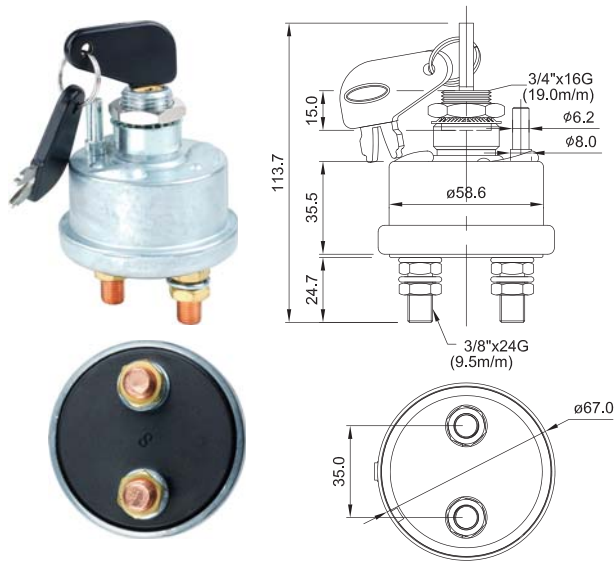
- SPST ON-OFF
- Vertically Installed Copper Terminals
- Unique Push-Pull design
- ON indication LED illuminates when switch ON

Specifications

- Rating | 12Volts DC
- Continuous Rating | 300Amps
- Intermittent Rating | 800Amps
- Note |

Master Disconnect Switch replacing Caterpillar Cat 7N0718
BF504

New
Product



Features

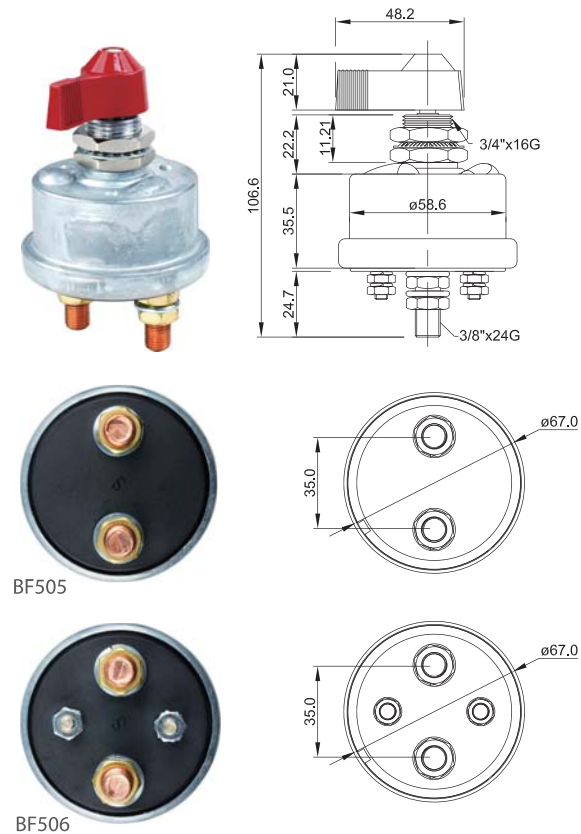
- SPST ON-OFF
- Copper Studs and Contacts
- Indexing pins align switch and prevent housing from rotating
- Key is removable in the OFF position
- Two keys included
- OEM Parts for Caterpillar 7N-0718

Specifications

- Rating | 12Volts DC
- Momentary Rating | 450Amps
- Continual Rating | 250Amps
- Note |

Battery Isolation Switch
BF505 / BF506 (with AFD)

New
Product



Features

- 2 Position Off-On
- Imperial stud terminals (3/8"-24G)
- Copper Contacts
- Die-casting molded housing
- AFD features prevents accidental cut-off (BF506)

Specifications

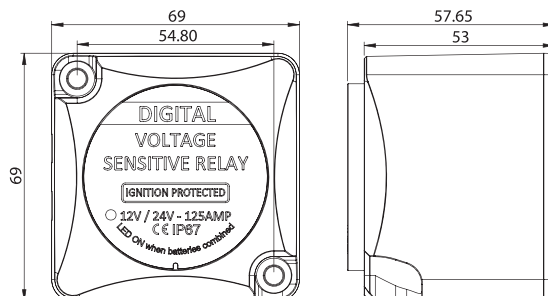

- Rating | 6-12Volts DC
- Continual Rating | 250Amps
- Momentary Rating | 450Amps
- Mounting Stem | 3/4"(19.05mm) Diameter
- Note |



Digital Voltage Sensitive Relay (DVSR) / Automatic Charging Relay

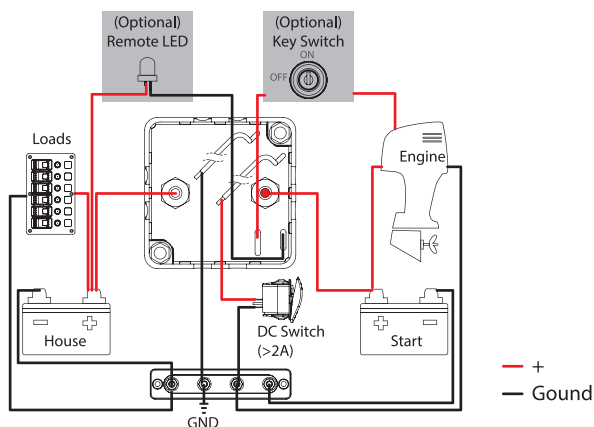
IGNITION
PROTECTED

BF452



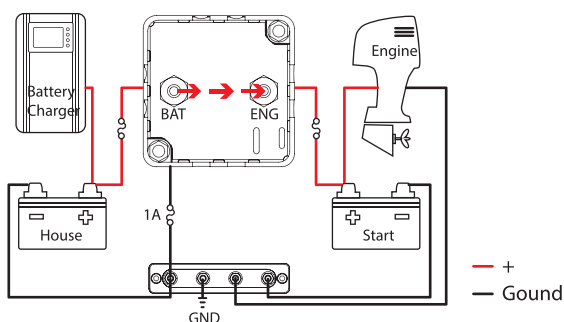
VSR (Voltage Sensitive Relay) or ACR (Automatic Charging Relay) are automatically controlled switches that allow two batteries to be combined when charging, and to be isolated when not charging and current is draining from one of the batteries. When used with battery switches, VSR helps to reserve a fully charged battery at all time, avoid the dead battery and possibility of towing on the sea. D-VSR is an upgraded Digital version of VSR with enhanced features like 12/24V system support, dual-port sensing, much lower standby power consumption and better reliability.

Wiring Example for BF452 D-VSR



※ Wiring Diagrams are for reference only, consult professionals for wiring suits your needs.

Wiring Example for D-VSR with Battery Charger



Dual Port Sensing allows Battery Charger charging to Start Battery when engine is off.

Features

- Automatically combines two batteries when charging and isolates the two batteries when not charging
- DC 12/24V input auto ranging
- Sensing voltage from either battery bank
- No voltage drops comparing to battery isolator diodes (0.6V)
- Dimensions fits BF43x Fuse Box Series and Battery Switch, matching mainstream products in market (BEP style)
- Robust Glass Fiber reinforced Nylon enclosure
- Built-in LED indication (ON when VSR engages)
- Port for remote LED indicating VSR status (LED not included)
- Surface or panel mount options provides flexibility when installing
- Optional Storage Mode allows zero power consumption when engine is off

Specifications

- Nominal Voltage | DC 12V / 24V Auto Detect
- Combine / Open Voltage | DC 13.3V / 12.8V @ 12V
DC 26.6V / 25.6V @ 24V
- Continuous Current Rating | 125A
- Intermittent Current Rating | 140A
- Power Consumption | 3mA (Standby) / 270mA (Engage) / 0mA (Storage Mode)
- Note | CE IP67

D-VSR with Cable Kit for 2nd Battery BF452KIT



This Kit provides all the necessary cables, accessories and D-VSR that you need to install the secondary battery. Customer installing this for the first time will find it convenient to have the cables ready in single package.

Digital Voltage Sensitive Relay (VSR) with Start Isolation

New Product

IGNITION PROTECTED

BF453 SI-VSR

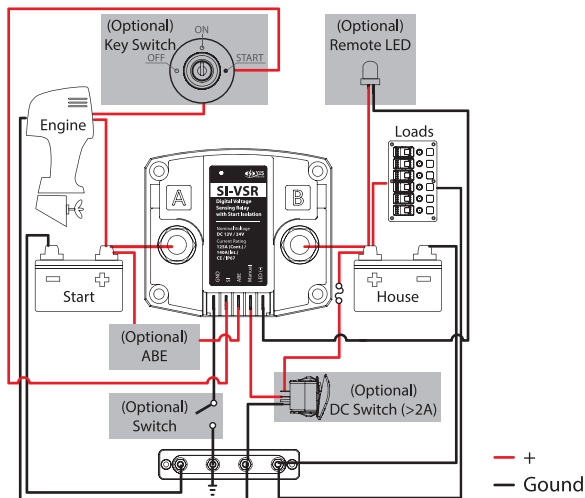


BF453 is a higher end Voltage Sensing Relay (VSR) or Automatic Charging Relay (ACR) with more advanced features such as Start Isolation (SI), Auxiliary Battery Charging Extension (ABE) and Manual Override (ON & OFF) in addition to Dual Port Sensing and 12V / 24V Compatibility. This would allow BF453 to better protect the electronics loads in the house battery side and suits more dedicated needs. The upward studs (M10) and configuration terminals design also allows it to be more easily installed than traditional VSR.

Features

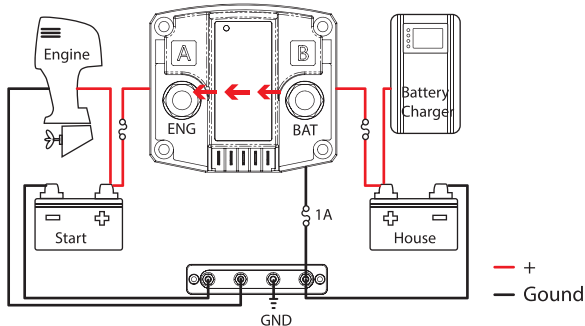
- Automatically combines two batteries when charging and isolates the two batteries when not charging
- DC 12/24V input auto ranging
- Sensing voltage from either battery bank
- Upward studs (M10) and configuration pins allows easier installation
- Robust Glass Fiber reinforced Nylon enclosure
- Built-in LED indication (ON when VSR engages)
- Port for remote LED indicating VSR status (LED not included)
- Optional Storage Mode allows zero power consumption when engine is off
- Optional Start Isolation forces to temporary isolate the connection during engine cranking to protect sensitive electronics in the house loads
- Optional Aux Battery Charging Extension (ABE) allows extra time charging 2nd battery when engine idling by dropping the open voltage to lower 12.25V
- Over and Under Voltage Lockup protects unintentional grounding of the battery positive

Wiring Example for BF453 SI-VSR



※ Wiring Diagrams are for reference only, consult professionals for wiring suits your needs.

Wiring Example for SI-VSR with Battery Charger



Dual Port Sensing allows Battery Charger charging to Start Battery when engine is off.

Specifications

- Nominal Voltage | DC 12V / 24V Auto Detect
- Combine / Open Voltage |

	DC 12V		DC 24V	
Combine	13.6V	30 sec.	27.2V	30 sec.
	13.0V	2 mins.	26.0V	2 mins.
Open	12.8V	30 sec.	25.5V	30 sec.
Open (ABE)	12.2V	30 sec.	24.5V	30 sec.
- Continuous Current Rating | 125A
- Intermittent Current Rating | 140A
- Power Consumption | 5mA (Standby) / 300mA (Engage) / 0mA (Storage Mode)
- Note | IP67 ISO8846/SAE J1171 (Ignition Protected)

Circuit Protections

Modular Design Blade (ATO/ATC/ATP) Fuse Blocks

Best Seller


PATENTED TW,CH

The BF27x series are compact and solid blade fuse blocks designed for 24-hour circuits. The fuse blocks come with blown fuse indication LEDs, clear cover with recessed areas for label stickers and are available in two versions with different terminals (screw or quick terminals).

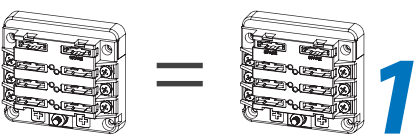


Two Modules for all

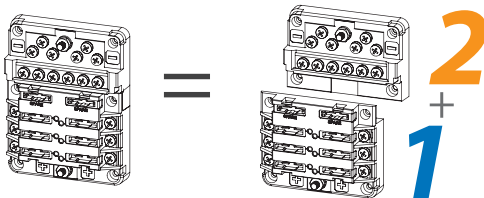
YIS Marine exclusive modular design – two basic modules can be combined into 4 popular fuse blocks (and more depending on specific needs). The assembly is very simple and can be done by consumers alone (instruction manual included). This not only gives consumers flexibility to expand their current fuse block, but also allows retailers to save precious shelf space in the store.



BF271 6P Fuse Block

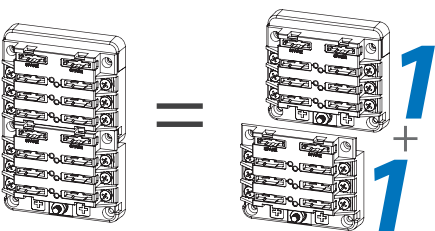


BF273 6P Fuse Block with Negative Bus Bar

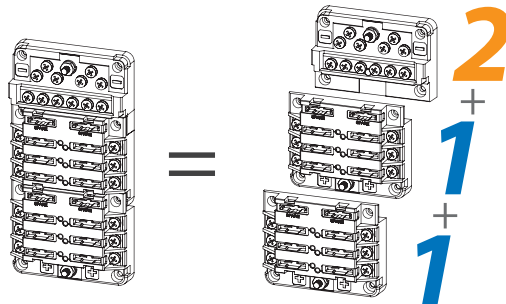


※ BF273 comes with 6 circuits negative bus bar when sold pre-assembled in factory.

BF274 12P Fuse Block



BF275 12P Fuse Block with Negative Bus Bar





New Compact 2 in 1 model



BF276 2-in-1 Fuse Block in one piece



BF273A=BF271+BF272 (Modular Design)

- More compact and cost-effective model when you need negative bus bar pre-combined
- Size reduced by 19%, significant cost reduction
- Same design language with all same great features

Series Features

- Accepts Automotive Blade Fuses (ATC/ATO/ATP)
- Modular Design saves shelf space (2 items can be combined into 4 models)
- Transparent cover with recessed area for label stickers
- 60 pieces assorted label stickers set included
- Storage for 2 spare fuses (for each 6P block)
- LED indication of blown fuses

Specifications

- Voltage Rating | DC 32V Max
- Amp Rating per Branch | 30A (Screw Terminals) / 20A (Quick Terminals)
- Max Cumulative Amp | 100A per block
- Terminal Stud Size | M5 (3/16")
- Screw Size | M4 (5/32") (BF27x Only)
- Note | Patented in Taiwan(M490103) & China(ZL201420495842.4)

Product Series

Basic modules

The two basic module that can be combined into 4 models at end user's end



BF271 / BF281 (6P Fuse Blocks)



BF272 / BF282 (12P Negative Bus Bar)

Combined Models

Cost-effective combined Fuse Blocks with Negative Bus bar



BF276 / BF286 (6P fuse block + Neg. bus bar)



BF277 / BF287 (12P fuse block + Neg. bus bar)



BF278 / BF288 (12P fuse blocks)

Product ID	Terminals	Circuits	Negative Bus Bar	Product Dimensions (W x L x H)	Note
BF271	Screws (M4)	6	-	86 x 78 x 41 mm	6P Fuse block module
BF281	Quick (0.250")	6	-	86 x 78 x 41 mm	6P Fuse block module
BF272	Screws (M4)	-	12 Circuits	86 x 57 x 41 mm	12P Neg. bus bar module
BF282	Quick (0.250")	-	12 Circuits	86 x 57 x 41 mm	12P Neg. bus bar module
BF276	Screws (M4)	6	6 Circuits	85 x 93 x 36 mm	One-piece fuse block + neg. bus bar
BF286	Quick (0.250")	6	6 Circuits	85 x 93 x 36 mm	One-piece fuse block + neg. bus bar
BF277	Screws (M4)	12	12 Circuits	85 x 132 x 36 mm	One-piece fuse block + neg. bus bar
BF287	Quick (0.250")	12	12 Circuits	85 x 132 x 36 mm	One-piece fuse block + neg. bus bar
BF278	Screws (M4)	12	-	85 x 132 x 36 mm	One-piece fuse block
BF288	Quick (0.250")	12	-	85 x 132 x 36 mm	One-piece fuse block

※ All models can also be sold without covers or without blown fuse indicating LEDs.

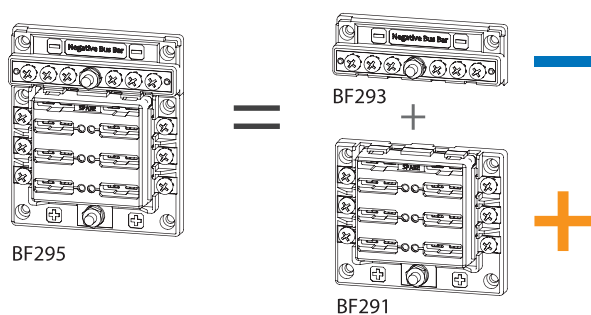
Multi-use Compact Modular Design Blade Fuse Blocks

PATENTED
TW,CH

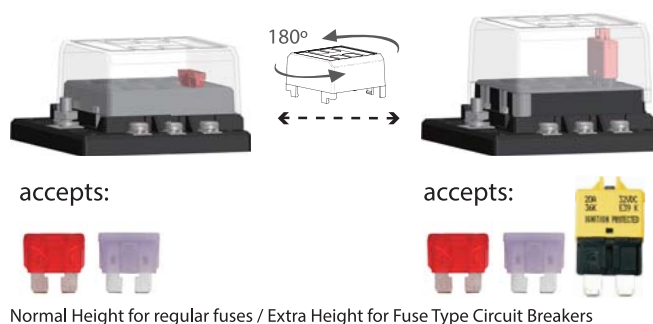
The BF29x series is more compact and economical version of the popular BF27x series. It not only keeps BF27x series signature positive / negative modular design and LED fuse blown indication, but also equipped with new features like circuit breaker type fuse support (with patent pending cover design). The patent pending cover design allows shipping and packaging in compact size while expanding the cover height when required by reversing the cover 180 degrees. BF29x is suitable not only in marine but also in the car/caravan market as a lower-cost alternative to BF27 series.



Signature Positive / Negative Modular Design



Patent pending dual-use cover design:



Features

- Accepts standard (ATC/ATO/ATP) blade fuses
- Modular positive and negative bus bar design
- Transparent cover with recessed area for label stickers
- 60 pieces assorted label stickers set included
- Storage for 2 spare fuses
- LED indication of blown fuses

Specifications

- Voltage Rating | DC 32V Max
- Amp Rating per Branch | 30A (Screw Terminals) / 20A (Quick Terminals)
- Max Cumulative Amp | 100A per block
- Terminal Stud Size | M5 (3/16")
- Screw Size | M4 (5/32") (BF29x Only)
- Note | Patented in Taiwan(M591252) & China(ZL 2020 2 0206415.5)



Product Series




Product ID	Terminals	Circuits	Negative Bus Bar	Product Dimensions (W x L x H)	Note
BF291	Screws (M4)	6	-	85 x 72 x 40 mm	-
BF292	Screws (M4)	12	-	85 x 117 x 40 mm	-
BF293	Screws (M4)	-	6 Circuits	85 x 29.75 x 30.9 mm	Negative Bus Bar Module (6P)
BF294	Screws (M4)	-	12 Circuits	85 x 29.75 x 30.9 mm	Negative Bus Bar Module (12P)
BF295	Screws (M4)	6	6 Circuits	85 x 100 x 40 mm	Pre-assembled fuse block w/ bus bar
BF296	Screws (M4)	12	12 Circuits	85 x 145 x 40 mm	Pre-assembled fuse block w/ bus bar
BF291Q	Quick (0.250")	6	-	85 x 72 x 40 mm	-
BF292Q	Quick (0.250")	12	-	85 x 117 x 40 mm	-
BF294Q	Quick (0.250")	-	12 Circuits	85 x 29.75 x 25.2 mm	Negative Bus Bar Module (12P)*
BF295Q	Quick (0.250")	6	12 Circuits	85 x 100 x 40 mm	Pre-assembled fuse block w/ bus bar
BF296Q	Quick (0.250")	12	12 Circuits	85 x 145 x 40 mm	Pre-assembled fuse block w/ bus bar

*Quick terminal negative bus bar (BF294Q) comes without cover due to its upward terminal design; use screw terminal version (BF294) if cover is required.



How is YIS Marine BF29X series different from cheap products from Chinese Competitors?





Compact Design Independent Source Blade Fuse Blocks

New Product

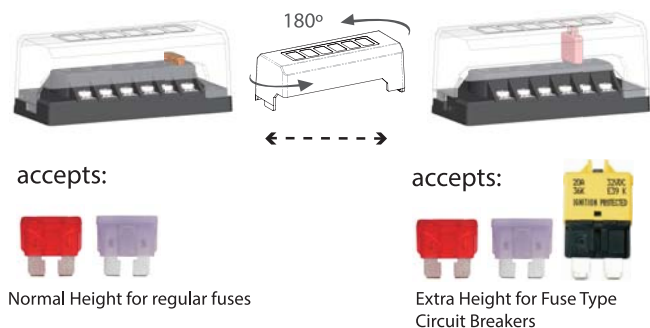
PATENTED TW

BF279 / BF289

Patented Dual-height cover



Patent pending dual-use cover design



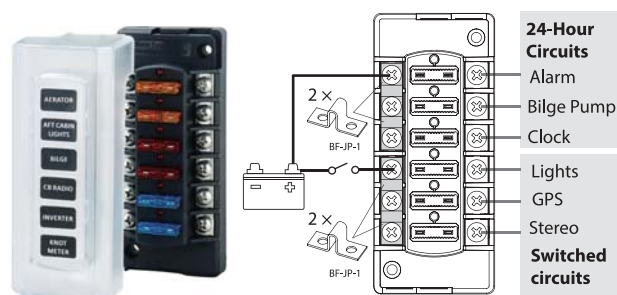
Features

- Ultra compact size 6 way independent source fuse block
- Can be used for switched circuits and 24-hour circuits in the same block
- Accepts standard (ATC/ATO/ATP) blade fuses
- Patented cover design supports circuit breaker type fuses with extra height
- Transparent cover with recessed area for label stickers
- 60 pieces assorted label stickers set included
- LED indication of blown fuses

Specifications

- Voltage Rating | DC 32V Max
- Amp Rating per Branch | 30A (BF279) / 20A (BF289)
- Max Cumulative Amp | 40A per jumper circuit group
- Screw Size | M4 (5/32") (BF279)
- Note | Patented in Taiwan(D214940)

BF279/BF289 Independent Source Fuse Block

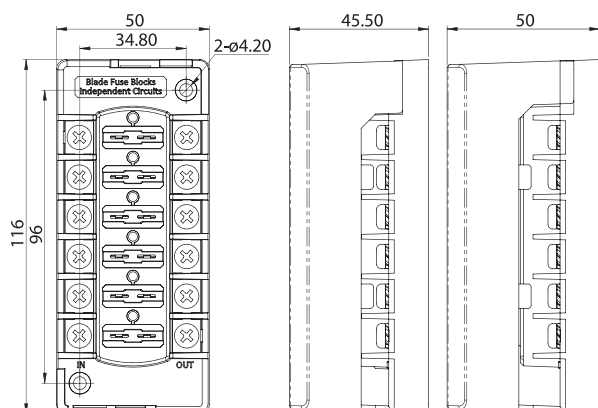


Can be flexibly divided into 24 hour circuits and switched circuits
* Jumpers are only available for Screw Terminals version (BF279)

Product Series



BF-JP-1 Jumper for BF279





Modern Design Glass-tube AGC Fuse Blocks Series

PATENTED
TW,CH

BF210 / BF211 / BF212



BF210-6



BF211-6



BF212-6

Features

- LED indication of blown fuses
- Redesigned fuse clips hold fuses firmly and steadily
- Transparent cover with recessed area for label stickers and storage for 6 spare fuses
- 60 pieces label stickers included


Specifications

- Base Material | PBT, glass fiber reinforced
- Max Operating Voltage | 32V
- Amp Rating per Branch | 30A
- Max Cumulative Amp | 100A per block
- Screw Size | M4 (5/32")
- Terminal Stud Size | M5 (3/16")
- Note | Patented in Taiwan(D182308) & China(ZL201630425859.7)

* M4 screw is comparable to #8-32 screws and M5 stud is comparable to #10-32 Studs.



Storage for spare fuses

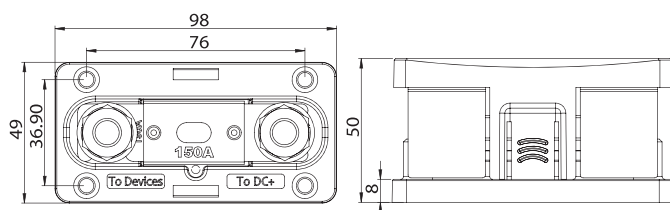



LED indication of blown fuses

Product ID	Circuits	Positive Source	Negative Bus Bar	Product Dimensions	Note
BF210-6	6	Common Source	6 Circuits	129 x 91 mm	Common Source Fuse Block with Negative Bus Bar
BF211-6	6	Common Source	-	129 x 91 mm	Common Source Fuse Block
BF212-6	6	Independent Source	-	129 x 91 mm	Independent Source Fuse Block

Compact ANL Fuse Holder

BF461 / BF461-M8 New



Features

- Accepts 35-300A ANL Fuses (not included)
- Compact size 49 x 98 x 50 (W x L x H) mm (including cover)
- Transparent cover for clear view of fuse status
- Cover with recessed area for label stickers (5 pcs assorted label stickers included)
- Bendable / removable side plates for flexible wiring
- Unique blown fuse indication LED light

Specifications

- Max Operation Voltage | DC 32V
- Max Continuous Current | 35-300A (fuse dependent)
- Terminal Stud Size | 2 x M10(3/8") (BF461)
2 x M8(5/16") (BF461-M8)




CLB / CMB Circuit Breaker Boxes

New Product

BF221I(B) 6P Independent Source (B: with PVC Boot)

BF221C(B) 6P Common Source with Neg. Bus Bar (B: with PVC Boot)

Recessed area for label stickers



Features

- Install circuit breakers as easy as blade fuses
- Accepts both CLB & CMB circuit breakers
- 100A Positive Bus Bar with M5 (#10) Studs
- M4 (#8) screw terminals accepts ring terminals
- Transparent cover with recessed area for label stickers
- 60 pieces assorted label stickers set included
- Optional push button waterproof boots can be installed on cover

Specifications

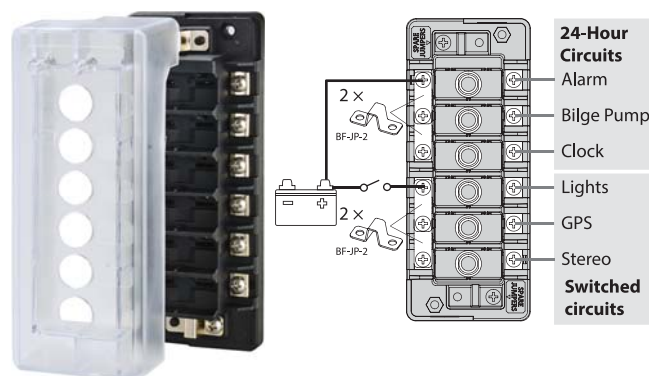
- Voltage Rating | DC 32V Max
- Amp Rating per Branch | 30A
- Max Cumulative Amp | 100A per block
- Terminal Stud Size | M5 (3/16")
- Screw Size | M4 (5/32")
- Dimensions | 65.5 x 160 x 56 mm
65.5 x 160 x 73 mm (with PVC Boot)
- Note |

BF221C(B) 6P Common Source with Neg. Bus Bar (B: with PVC Boot)



One positive feed in, six protected output to devices

BF221I(B) 6P Independent Source (B: with PVC Boot)



Can be flexibly divided into 24 hour circuits and switched circuits

Related Products

CB-P100



Push Reset Circuit Breaker

DC 12V/24V
3-50A


CB-P200



Mini Size Push Reset Circuit Breaker

DC 12V/24V
3-50A

BF-JP-2



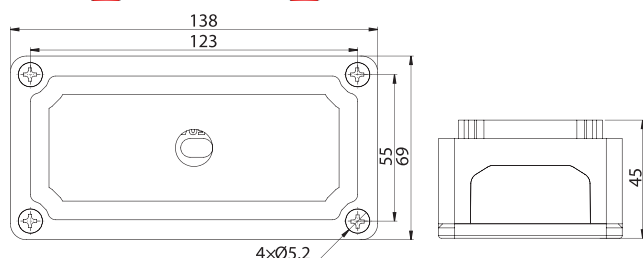
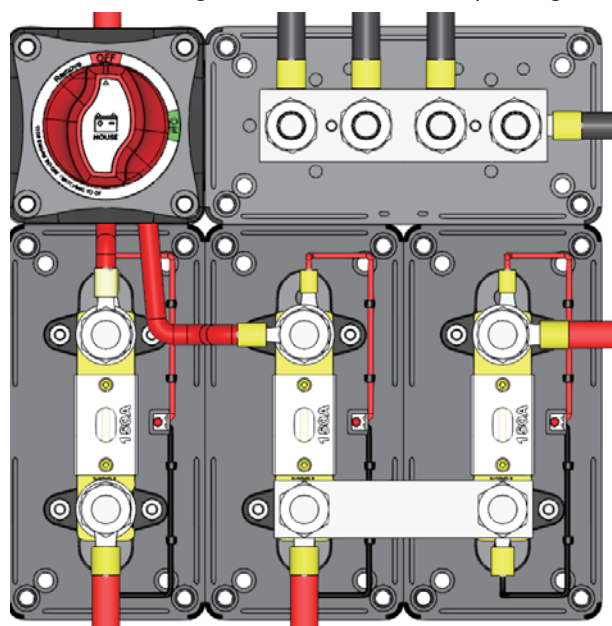
Fuse Block Jumpers

Tin-Plated Brass
for use with BF221X



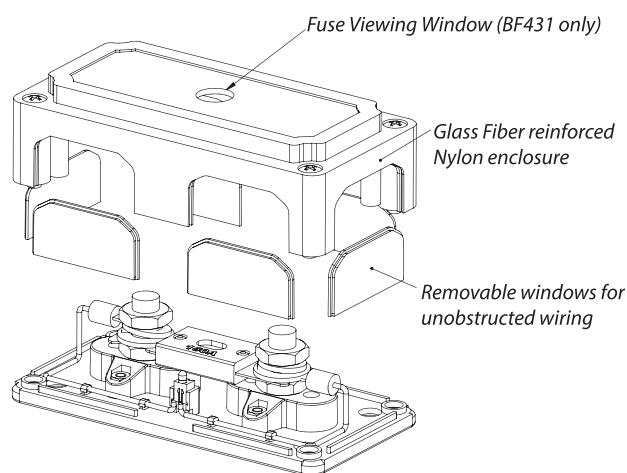
Heavy-Duty Modular Design Fuse Block & Bus Bars

Module box design for clean, neat and easy wiring configurations



Features

- Module box design for easy wiring configurations
- Robust Glass Fiber reinforced Nylon enclosure
- All models are of the same dimensions (see below)
- 6 removable windows at 4 directions
- Blank write-on space on the top allows easy labeling
- Complete product line including fuse blocks, bus bars and terminal studs



Module Design ANL Fuse Box

BF431 Heavy-Duty Modular Design ANL Fuse Box

BF431S Heavy Duty ANL Fuse Box with Additional Cable Connection Studs



BF431

- Withstands high currents between 100-300A ANL Fuses (not included)
- Open window on the top for clear vision of blown fuse
- LED indication of blown fuse condition (turns on when fuse blows)



BF431S

- Additional studs with heavy duty oxygen-free copper bus bar
- Withstands high currents up to 750A ANL Fuses (not included)
- Open window on the top for clear vision of blown fuse
- LED indication of blown fuse condition (turns on when fuse blows)

Specifications

- Max Operating Voltage | DC 32V
- Max Continuous Amp | 35-300A (determined by fuse)
- Terminal Stud Size | 2 x M10 (3/8")

Specifications

- Bus Material | Oxygen-free Copper, Nickel plated
- Max Operating Voltage | DC 32V
- Max Continuous Amp | 35-750A (determined by fuse)
- Terminal Stud Size | 4 x M10 (3/8")



Heavy Duty Bus Bar Box

BF432 / BF432-M8 Heavy-Duty Module Design Bus Bar Box with 4 Terminal Studs



- Highest amperage rated bus bar (300A) with M10 terminal studs (also available in M8)
- Blank write-on space on the top allows easy labeling for each branch

Specifications

- Bus Material | Brass, Nickel plated
- Max Operating Voltage | DC 48V
- Max Continuous Amp | 300A
- Terminal Stud Size | 4 x M10 (3/8") (BF432) / 4x M8 (5/16") (BF432-M8)

Heavy Duty Bus Bar Box

BF433 Heavy-Duty Module Design Bus Bar Box with 2 x M10 Terminal Studs & 6 x M5 Screws



- Highest amperage rated bus bar (300A) with M10 terminal studs
- Blank write-on space on the top allows easy labeling for each branch

Specifications

- Bus Material | Brass, Nickel plated
- Max Operating Voltage | DC 48V
- Max Continuous Amp | 300A
- Terminal Stud Size | 2 x M10 (3/8")
- Screw Size | 6 x M5 (3/16")

Heavy Duty Dual Bus Bar Box

BF434 Heavy-Duty Modular Design Dual Bus Bars with Connecting Link



- Dual Bus Bar with removable connecting link
- Nickel plated brass bus bar allowing current up to 100A
- Blank write-on space on the top allows easy labeling for each branch

Specifications

- Bus Material | Brass, Nickel plated
- Max Operating Voltage | DC 48V
- Max Continuous Amp | 100A
- Terminal Stud Size | 4 x M6 (1/4")
- Screw Size | 12 x M4 (5/32")

4 Way Heavy-Duty Terminal Studs Box

BF435 Heavy-Duty Modular Design Terminal Studs with Insulation Partition



- Allow terminating of heavy-duty cables for one or more connections (each terminal)
- Removable insulation partition included
- Heavy duty terminal studs (up to M10), allowing current up to 200A (rating determined by wires connected)
- Terminal Studs available in M8 or M10 (Default: M10)
- Blank write-on space on the top allows easy labeling for each branch

Specifications

- Max Operating Voltage | DC 48V
- Max Amp per circuit | Determined by wires connected
- Terminal Stud Size | 4 x M10 (3/8")

Classic Fuse Block & Bus Bars

Common Source AGC Fuse Blocks

BF201(2P-12P)



Dimensions	
Product ID	Dimensions (H x W)
BF201-2P	57 x 31 mm
BF201-4P	57 x 62 mm
BF201-6P	57 x 93 mm
BF201-8P	57 x 126 mm
BF201-10P	57 x 157 mm
BF201-12P	57 x 188 mm

Specifications

- Base Material | ABS + Glass Fiber
- Clip Material | Brass
- Max Operating Voltage | DC 32V
- Max Amp per circuit | 20A
- Max Cumulative Amp | 60A
- Screw Size | M5 x P0.8 x 6

Reinforced Nylon Base Glass-tube AGC Fuse Blocks

BF202 / BF205 / BF206 (4P, 6P, 8P)



Product ID	BF202	BF206	BF205
Description	Common Source Fuse Block with Negative Bus	Common Source Fuse Block	Independent Source Fuse Block
Positive Source	Common Source	Common Source	Independent Source
Negative Bus Bar	Yes	None	None
Max Cumulative Amp	80A	50A	-
Dimensions (L x W)			
4P	84 x 76 mm	62 x 76 mm	62 x 76 mm
6P	84 x 114 mm	62 x 114 mm	62 x 114 mm
8P	84 x 152 mm	62 x 152 mm	62 x 152 mm

Specifications

- Base Material | Nylon, Glass Fiber reinforced
- Clip Material | Brass
- Max Operating Voltage | DC 32V
- Max Amp per circuit | 20A
- Max Cumulative Amp | See each model
- Screw Size | No.8-32 x 1/4

Bus Bars

Dual Bus Bars

BF204(4P-8P)



Dimensions	
Product ID	Dimensions (H x W)
BF204-4P	38 x 76 mm
BF204-6P	38 x 114 mm
BF204-8P	38 x 152 mm

Specifications

- Base Material | Nylon, Glass Fiber reinforced
- Bus Material | Brass
- Max Operating Voltage | DC 32V
- Max Cumulative Amp | 60A for each bus
- Screw Size | No.8-32x1/4

Large Current Bus Bar

BF207 (10P)



Specifications

- Base Material | PBT, Glass Fiber reinforced
- Bus Material | Copper, Brass-plated
- Max Operating Voltage | DC 48V
- Max Cumulative Amp | 150A
- Screw Size | No.8-32 x 1/4
- Terminal Stud Size | M6 x 25mm
- Dimensions (L x W) | 146 x 31.5mm

Fuses (Glass-tube Fuses / Automotive Blade Fuses & Other Fuses)

AGC / ATE Fuses | American standard size 0.25"x 1.25"(6.3 x 32.0mm) glass-tube fuses



AGC(3AG) Fuses
Fast-acting glass-tube fuses

Specifications	
Dimension	Φ6.3 x 32.0mm
Cap Material	Nickel-plated Brass
Max.Voltage	DC 32V, AC 125V/250V
Amps	0.5A, 1A, 1.5A, 2A, 2.5A, 3A, 4A, 5A, 6A, 7.5A, 10A, 15A, 20A, 25A, 30A, 35A
Note	RoHS Compliant



ATE Fuses
Slow-blow glass-tube fuses

Specifications	
Dimension	Φ6.3 x 32.0mm
Cap Material	Nickel-plated Brass
Max.Voltage	AC 250V
Amps	0.1A – 20A
Note	RoHS Compliant

JMC / JTG Fuses | Japanese standard size 6.3 x 30mm glass-tube fuses



JMC Fuses
Fast-acting glass-tube fuses

Specifications	
Dimension	Φ6.3 x 30.0mm
Cap Material	Nickel-plated Brass
Max.Voltage	DC 32V, AC 250V
Amps	0.1A-30A
Note	RoHS Compliant



JTG Fuses
Slow-blow glass-tube fuses

Specifications	
Dimension	Φ6.3 x 30.0mm
Cap Material	Nickel-plated Brass
Max.Voltage	AC 250V
Amps	0.1A-30A
Note	RoHS Compliant

GMA / GTE Fuses | Mini size glass-tube fuses (5 x 20mm)



GMA Fuses
Mini-size fast-acting glass-tube fuses

Specifications	
Dimension	Φ5.0 x 20.0mm
Cap Material	Nickel-plated Brass
Max.Voltage	AC 250V
Amps	0.1A-20A
Note	RoHS Compliant UL, CSA for 10A and less



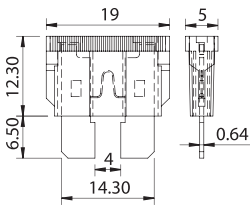
GTE Fuses
Mini-size slow-blow glass-tube fuses

Specifications	
Dimension	Φ5.0 x 20.0mm
Cap Material	Nickel-plated Brass
Max.Voltage	AC 250V
Amps	0.1A-10A
Note	RoHS Compliant

ATO/ATC/ATP – Standard Blade Fuses



- Voltage Rating: DC 32V
- Transparent body for easy indication of blown fuse

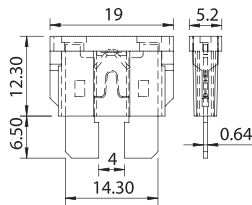


Product ID	Amps	Color Coding
F-ATP-1A	1 A	Black
F-ATP-2A	2 A	Gray
F-ATP-3A	3 A	Violet
F-ATP-4A	4 A	Pink
F-ATP-5A	5 A	Tan
F-ATP-7.5A	7.5 A	Brown
F-ATP-10A	10 A	Red
F-ATP-15A	15 A	Lt. Blue
F-ATP-20A	20 A	Yellow
F-ATP-25A	25 A	Natural
F-ATP-30A	30 A	Lt. Green

ATO/ATC/ATP Fuses – Standard Blade Fuses with Blown Indication Lamp



- Voltage Rating: DC 32V
- Transparent body for easy indication of blown fuse
- Indicating lamp lights up when fuse is blown

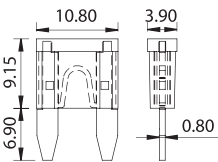


Product ID	Amps	Color Coding
F-ATPL-3A	3 A	Violet
F-ATPL-4A	4 A	Pink
F-ATPL-5A	5 A	Tan
F-ATPL-7.5A	7.5 A	Brown
F-ATPL-10A	10 A	Red
F-ATPL-15A	15 A	Lt. Blue
F-ATPL-20A	20 A	Yellow
F-ATPL-25A	25 A	Natural
F-ATPL-30A	30 A	Lt. Green

ASP/ATM/Mini – Mini Blade Fuses



- Compact size
- Voltage Rating: DC 32V
- Transparent body for easy indication of blown fuse

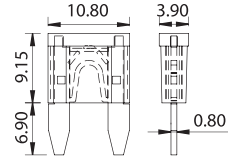


Product ID	Amps	Color Coding
F-ATM-2A	2 A	Gray
F-ATM-3A	3 A	Violet
F-ATM-4A	4 A	Pink
F-ATM-5A	5 A	Tan
F-ATM-7.5A	7.5 A	Brown
F-ATM-10A	10 A	Red
F-ATM-15A	15 A	Lt. Blue
F-ATM-20A	20 A	Yellow
F-ATM-25A	25 A	Natural
F-ATM-30A	30 A	Lt. Green

ASP/ATM/Mini – Mini Blade Fuses with Blown Indication Lamp

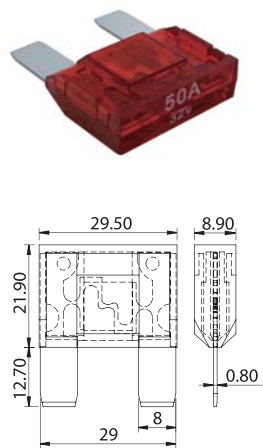


- Compact size
- Voltage Rating: DC 32V
- Transparent body for easy indication of blown fuse
- Indicating lamp lights up when fuse is blown



Product ID	Amps	Color Coding
F-ATML-3A	3 A	Violet
F-ATML-4A	4 A	Pink
F-ATML-5A	5 A	Tan
F-ATML-7.5A	7.5 A	Brown
F-ATML-10A	10 A	Red
F-ATML-15A	15 A	Lt. Blue
F-ATML-20A	20 A	Yellow
F-ATML-25A	25 A	Natural
F-ATML-30A	30 A	Lt. Green

MAXI / ATX – Heavy-duty Blade Fuses



- Heavy-duty blade fuse protects circuits up to 80A
- Voltage Rating: DC 32V
- Transparent body for easy indication of blown fuse
- Optional gold plated terminals available

Product ID	Amps	Color Coding
F-ATX-20A	20 A	Yellow
F-ATX-30A	30 A	Green
F-ATX-40A	40 A	Orange
F-ATX-50A	50 A	Red
F-ATX-60A	60 A	Blue
F-ATX-70A	70 A	Tan
F-ATX-80A	80 A	Natural

Dual-Purpose Fuse Tester/Puller
F-FT-1

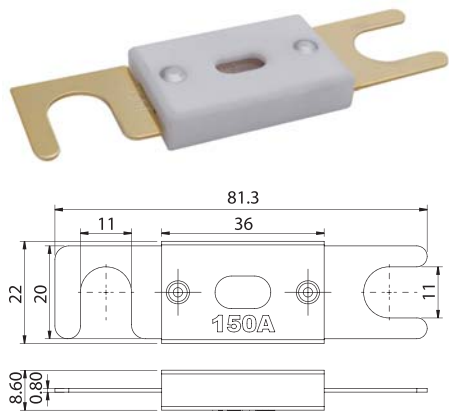


- Indicating Green LED for easy identification of blown fuse in fuse box
- Adjustable probe pitch allowing test on fuses of different sizes: MAXI, ATO/ATC, ATM
- Fuse puller for easy removal of blown fuse



Other Fuses

ANL Fuses– Fuses for high amperage applications



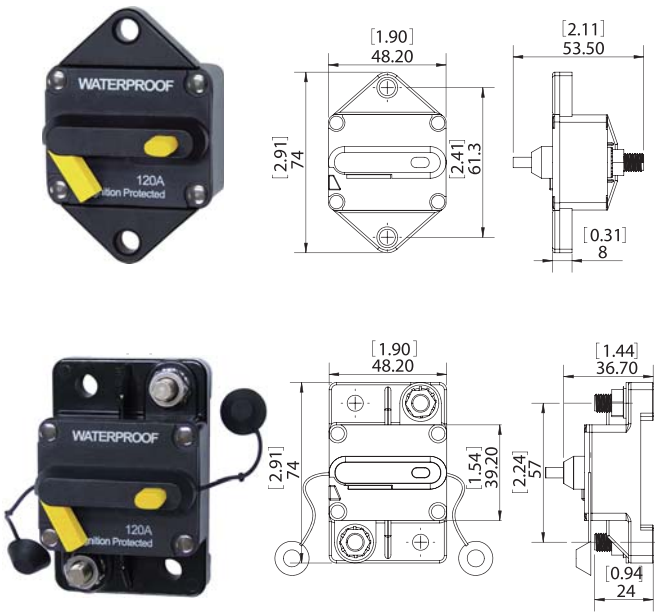
- Body Material: See Below
- Metal Element: Brass, Gold Plated
- Voltage: 32V DC
- Ignition Protected (ISO8846) model available at extra cost

Electrical characteristics	
% of Amp. Rating	Blowtime
100% Rating	4 Hours,Minimum
150% Rating	60 Sec.,Minimum
200% Rating	15 Sec.,Minimum

Product ID	Amps	Body Material
F-ANL-35A	35A	Nylon + Glass Fiber
F-ANL-50A	50 A	Nylon + Glass Fiber
F-ANL-70A	70 A	Nylon + Glass Fiber
F-ANL-100A	100 A	Ceramic
F-ANL-150A	150 A	Ceramic
F-ANL-200A	200 A	Ceramic
F-ANL-250A	250 A	Ceramic
F-ANL-300A	300 A	Ceramic
F-ANL-350A	350 A	Ceramic
F-ANL-400A	400 A	Ceramic

Circuit Breakers

Single Pole Thermal Circuit Breaker
CB-E95/E98 Manual Reset
CB-E96/E99 Switchable Reset (Manual ON-OFF)



Features

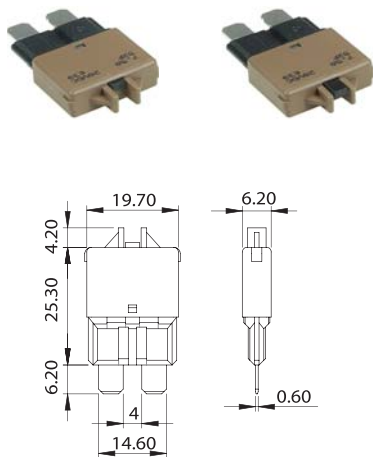
- Trip-free safety design – cannot be closed after trip
- IP67 – Protection even under temporary water immersion
- Visible reset lever indicating open condition
- Manual OPEN button to manually isolate the circuit (CB-E96 / E99 Only)
- Available in surface mount or panel mount models
- Ignition protected – safe for use in engine compartment

Specifications

- Interrupting Capacity (AIC) | 3,000A @ DC 48V
- Voltage Rating | DC 48V Max
- Current Rating | DC 25 – 150A
- Terminal Studs | 1/4" – 28
- Note | SAE J1625 / ABYC E-11 / SAE J1171 / UL 1500 / IP67

				
Product ID	CB-E95	CB-E96	CB-E98	CB-E99
Mounting	Panel Mount	Panel Mount	Surface Mount	Surface Mount
Function Type	Manual Reset	Switchable Reset	Manual Reset	Switchable Reset

ATC Fuse Type Circuit Breaker
CB-E39



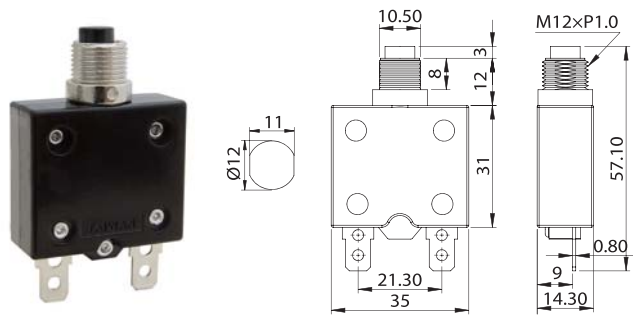
Features

- Low profile design
- Thermal Type Circuit breaker with Manual Reset button
- Compatible with ATC fuse blocks

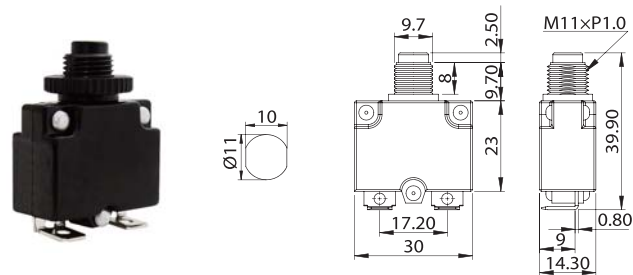
Specifications

- Interrupting Capacity (AIC) | 2,000A @ DC 28V
- Voltage Rating | DC 28V Max
- Current Rating | DC 5 – 30A
- Note | SAEJ 553 / SAEJ 1171 / UL1500 / ISO8846


Push Reset Circuit Breaker
CB-P100




Mini Size Push Reset Circuit Breaker
CB-P200



Specifications

- Voltage Rating | DC 50V, AC 125V/250V
- Amps | 3A-50A
- Dielectric Strength | AC 1500V/1 Minute
- Interrupting Capacity | 1000A @125VAC , 2000A @250VAC
- Insulation Resistance | > 100 MΩ
- Note |  Approval : 3-30A 125/250V AC

Specifications

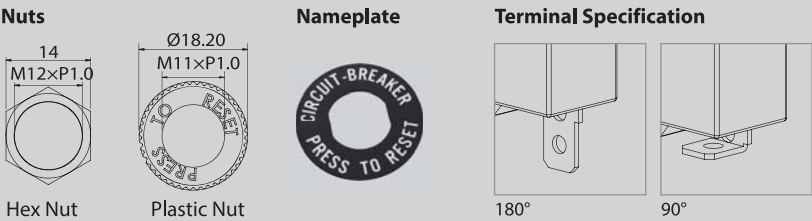
- Voltage Rating | DC 50V, AC 125V/250V
- Amps | 3A-20A
- Dielectric Strength | AC 1500V/1 Minute
- Interrupting Capacity | 1000A @125VAC, 1000A @250VAC
- Insulation Resistance | > 100 MΩ
- Note |  Approval: 3-15A 125/250V AC

Coding Guide for Circuit Breakers with Accessories

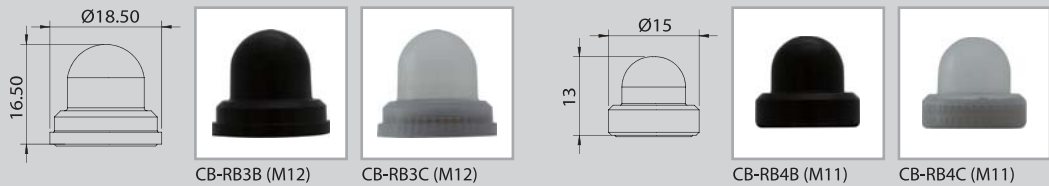
CB-P100 (1) (2) (3) (4) (5) - (6) **A** - (7)

(1) Model #	(2) Bushing	(3) Nuts	(4) Nameplate	(5) Terminal	(6) Current Rating
P100 Standard	H Metal M11x1.0	H Hex Nut	None	180°	□□ A □□ Amp
P200 Mini-sized	L Metal M12x1.0 (CB-P100 only)	P Plastic Nut (CB-P200 only)	W with nameplate	F 90°	
	P Plastic M11x1.0 (CB-P200 only)				

(7) Rubber Boot	
Shape	Color
None	B Black
3 Type 1	C Clear
4 Type 2	



Rubber Boots



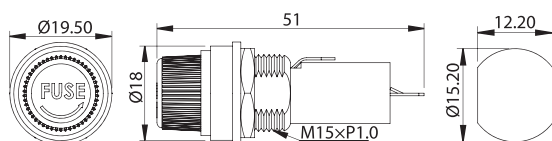
Fuse Holders

for AGC/JMC fuses

Panel Mount Fuse Holder with Screw Cap BF101



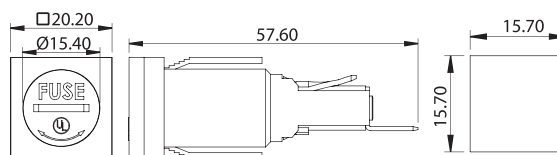
- For 6.3 x 32mm (AGC or ATE) or 6.3 x 30mm (JMC or JTG) fuses
- Bakelite body
- Water-resistant screw cap
- Solder terminal



Square Panel Mount Fuse Holder with Slotted Bayonet Cap BF105



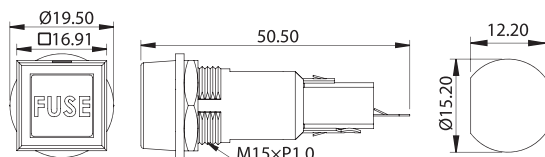
- For 6.3 x 32mm (AGC or ATE) or 6.3 x 30mm (JMC or JTG) fuses
- Bakelite body
- Slotted bayonet cap
- 0.250" Quick Connect Terminal



Square Panel Mount Fuse Holder with Push-in Cap BF103



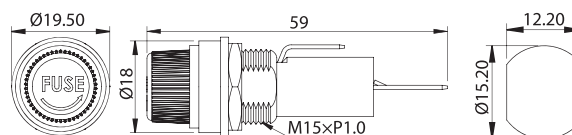
- For 6.3 x 32mm (AGC or ATE) or 6.3 x 30mm (JMC or JTG) fuses
- Bakelite body
- Push-in cap available in red or white
- Solder terminal



Panel Mount Fuse Holder with Screw Cap BF110



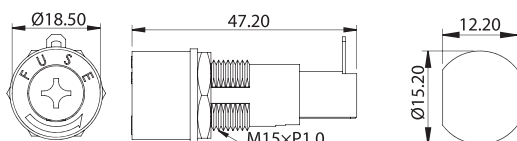
- For 6.3 x 32mm (AGC or ATE) or 6.3 x 30mm (JMC or JTG) fuses
- Bakelite body
- Water-resistant screw cap
- 0.250" Quick Connect Terminal



Panel Mount Fuse Holder with Screw Cap BF104



- For 6.3 x 32mm (AGC or ATE) or 6.3 x 30mm (JMC or JTG) fuses
- Bakelite body
- Screw cap with Phillips drive
- Solder terminal

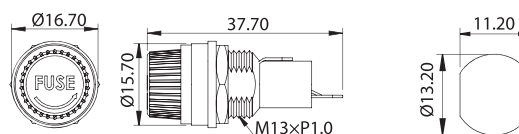


for GMA fuses

Panel Mount Fuse Holder with Screw Cap BF102



- For 5 x 20mm (GMA or GTE) fuses
- Bakelite body
- Water-resistant screw cap
- Solder terminal



Coding Guide for pre-wired in-line fuse holders

BF-301 - (1) - (2) (3) # - (4) "

(1) Wire Leads	(2) Wire Spec	(3) Wire Gauge	(4) Wire Length
- Unwired	A UL1007	22# AWG	XX" length in inches
L Loop Lead	B UL1015		
C Cut			
S Semi-stripped			
T Tinned (stripped)			

for AGC/JMC fuses

In-Line Fuse Holder for AGC/JMC Fuses
BF309



- For 6.3 x 32mm (AGC/ATE) or 6.3 x 30mm (JMC/JTG) fuses
- Amperage rating: Max 30A
- Wire Gauge: #14-#18 AWG

In-Line Fuse Holder for AGC/JMC Fuses
BF301



- For 6.3 x 32mm (AGC or ATE) or 6.3 x 30mm (JMC or JTG) fuses
- Wire Gauge : #16-#22 AWG

Water-resistant In-Line Fuse Holder for AGC/JMC Fuses
BF308



- For 6.3 x 32mm (AGC/ATE) or 6.3 x 30mm (JMC/JTG) fuses
- Wire Gauge: #16-#18
- Water-resistant (for #16-#18 AWG wires only)

In-Line Fuse Holder with 3-pin connector (pre-wired)
BF304



In-Line Fuse Holder with 2-pin connector (pre-wired)
BF305



In-Line Fuse Holder for AGC/JMC Fuses
BF302



- For 6.3 x 32mm (AGC/ATE) or 6.3 x 30mm (JMC/JTG) fuses
- Bakelite body
- Wire Gauge: #10-#22 AWG

BF301 with 3-pin connector (pre-wired)

BF301 with 2-pin connector (pre-wired)
- BF305A : Standard Type
- BF305B : Mini Type

for GMA fuses

In-Line Fuse Holder for AGC/JMC Fuses
BF310



- For 6.3 x 32mm (AGC/ATE) or 6.3 x 30mm (JMC/JTG) fuses
- Wire Gauge: #14-#20 AWG

In-Line Fuse Holder for GMA/GTE Fuses
BF303



- For 5 x 20mm (GMA/GTE) fuses
- Wire Gauge: #16-#22 AWG

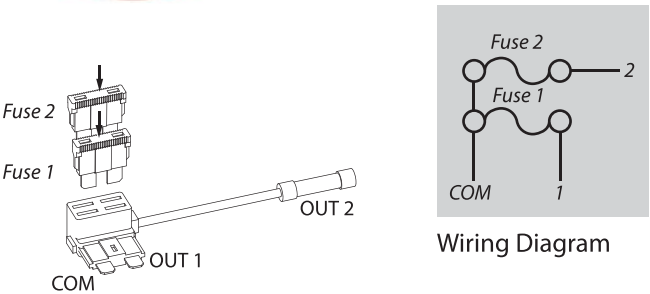
Add-A-Circuit In-line Fuse Holders

BF357 - for ATC/ATO/ATP Fuses
BF357S - for ATM Fuses

New Product



- Add a second protected circuit easily
- 2P fuse holder (1 common source input, 2 outputs)
- Wire Gauge: #14 - #18 (Default: #18/ 4" long)
- Amperage Rating: Max 30A



Water-resistant In-Line Fuse Holder for Automotive Fuses
BF353



- Water-resistant with cap
- Molded wiring for better sealing
- Available in 3 different sizes

Product Series			
Product ID	Compatible Fuses	Wire Gauge	Amp Rating
BF353S	ATM/ASP	#12-#16	30A
BF353	ATC/ATO/ATP	#10-#18	30A
BF353L	MAXI/ATX	#6 - #8	80A

In-Line Fuse Holder for ATC/ATO/ATP and ATM Fuses
BF356



- Concave shape allowing clear view of blown fuses
- Molded wiring for better sealing

Product Series			
Product ID	Compatible Fuses	Wire Gauge	Amp Rating
BF356S	ATM/ASP	#12-#20	30A
BF356	ATC/ATO/ATP	#10-#18	30A

Water-resistant In-Line Fuse Holder for ATC/ATO/ATP Fuses
BF351



- For ATC/ATO/ATP automotive fuses
- Amperage rating: Max 30A
- Wire Gauge: #10-#18 AWG
- Molded wiring for better sealing
- Water-resistant

Water-resistant In-Line Fuse Holder for ATC/ATO/ATP Fuses
BF354



- For ATC/ATO/ATP automotive fuses
- Available in blue or red
- Amperage rating: Max 20A
- Wire Gauge: #14-#18 AWG

In-Line Fuse Holder for ATC/ATO/ATP Fuses
BF352



- For ATC/ATO/ATP automotive fuses
- Amperage rating: Max 20A
- Wire Gauge: #10-#18 AWG
- Cap with see-thru window for clear view of blown fuses
- Holder for spare fuse or for mounting of multiple fuse holders

In-Line Fuse Holder for ATC/ATO/ATP Fuses
BF355



- For ATC/ATO/ATP automotive fuses
- Low cost model
- Amperage rating: Max 20A
- Wire Gauge: #14-#18 AWG

Connectors & Buses

Heavy-Duty Bus Bars (Imperial Threading - Upgraded 2020)

New Product

- Imperial threading screws and studs for US market
- Optional insulation cover
- Tin-plated copper bus allowing large current (100A up)
- Stainless steel screws and studs provide great anti-corrosion ability on board
- Upgraded design with Serrated Flange Nuts encourages correct installation of ring terminals
- Can be customized in Metric Threading with MOQ


Specifications

- Voltage Rating | DC 48V Max
- Studs and Screws | Stainless Steel
- Bus Bar | Tin-Plated Copper

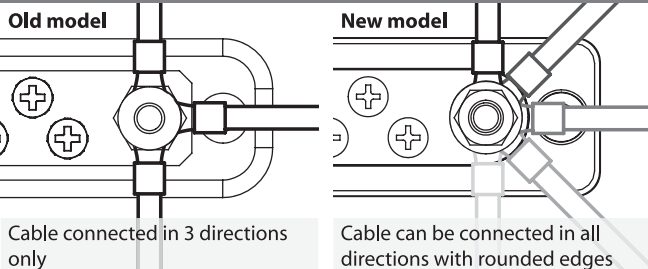
Product ID	Studs	Screws	Rating
BF471	2 x 3/16"-24	5 x #8-32	100A
BF472	4 x 3/16"-24	-	100A
BF473	2 x 1/4"-20	10 x #8-32	150A
BF474	4 x 1/4"-20	-	150A
BF475	2 x 1/4"-20	20 x #8-32	150A
BF476	6 x 1/4"-20	-	150A
BF477	2 x 1/4"-20	12 x #8-32	150A
BF478	4 x 5/16"-18	-	250A
BF479	6 x 5/16"-18	-	250A
BF480	2 x 5/16"-18	12 x #10-24	250A
BF481	4 x 3/8"-16	-	600A
BF482	8 x 3/8"-16	-	600A

Upgrades from old models

Single Flanged Nut encourages correct installations

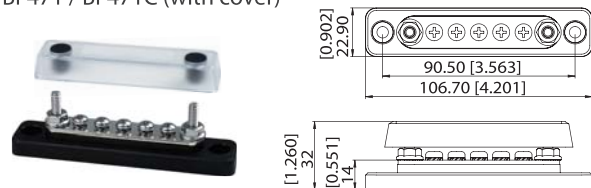


Rounded bus edge allows more flexible wiring

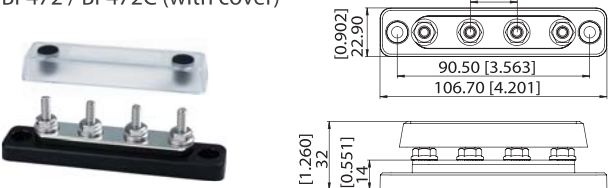


Mini Bus Bars (100A)

BF471 / BF471C (with cover)




BF472 / BF472C (with cover)




Common Bus Bars (150A)

Standard 150A bus bar with sturdy design


BF473 / BF473C (with cover)



BF474 / BF474C (with cover)




BF477 / BF477C (with cover)






BF475 / BF475C (with cover)




BF476 / BF476C (with cover)




MaxiPower Bus Bar (250A)

Heavy Duty copper bus bars carry current up to 250A


BF478 / BF478C (with Cover)



BF479 / BF479C (with Cover)




BF480 / BF480C (with Cover)



Ultra Power Bus Bar (600A)

Bus bars with very large current up to 600A

BF481 / BF481C (with Cover) New



BF482 / BF482C (with Cover)



Marine Grade Bus Bars (Metric Threading)



- Metric threading screws and studs
- Glass fiber reinforced Nylon base ensures great mechanical strength and durability
- Optional transparent insulating cover with recessed area for label stickers
- Tin-plated copper bus allowing current up to 150A
- Stainless steel studs and screws provide great anti-corrosion ability on board
- Insulated base ensures no leakage to metal hulls

Upgrades from old models

Transparent cover for all models



New compact base for single bus bars



Insulated base ensures no leakage to metal hulls



Bus height differentials allow cable output from the same side (BF427)



Single Bus Bars

Compact size bus bars with ample 150A capacity

BF421-6P / BF425-6P

BF421C-6P / BF425C-6P (with cover)



BF421-12P / BF425-12P

BF421C-12P / BF425C-12P (with cover)



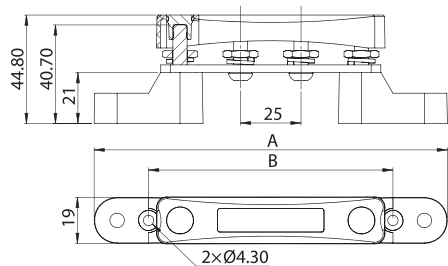
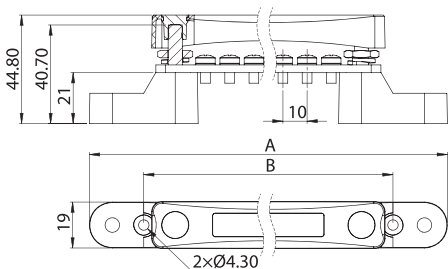
BF423-4P

BF423C-4P (with cover)



BF423-6P

BF423C-6P (with cover)



Product ID	Studs	Screws	A. Length (mm)	B. Mounting Centers (mm)	Rating	Bus Material
BF421-6P	2 x M6 (1/4")	6 x M4 (5/32")	146	101	100A	Brass
BF421-12P	2 x M6 (1/4")	12 x M4 (5/32")	206	161	100A	Brass
BF425-6P	2 x M6 (1/4")	6 x M4 (5/32")	146	101	150A	Copper
BF425-12P	2 x M6 (1/4")	12 x M4 (5/32")	206	161	150A	Copper
BF423-4P	4 x M6 (1/4")	-	146	101	100A	Brass
BF423-6P	6 x M6 (1/4")	-	206	161	100A	Brass



Common Bus Bars

Standard common bus bars with 10 or 22 terminals

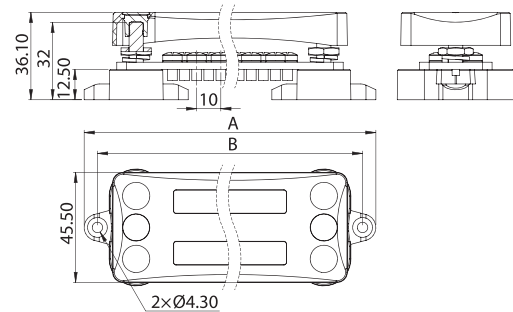
BF424-10P

BF424C-10P (with cover)



BF424-22P

BF424C-22P (with cover)



Product ID	Studs	Screws	A. Length (mm)	B. Mounting Centers (mm)	Rating
BF424-10P	2 x M6 (1/4")	10 x M4 (5/32")	118	107	150A
BF424-22P	2 x M6 (1/4")	22 x M4 (5/32")	178	167	150A

Dual Bus Bars

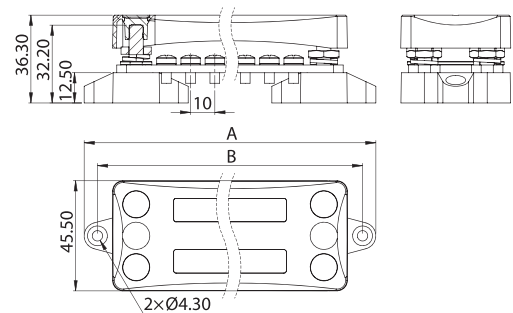
Dual bus bars with removable connecting link

BF422-6P / BF426-6P

BF422-12P / BF426-12P

BF422C-6P / BF426C-6P (with cover)

BF422C-12P / BF426C-12P (with cover)



Product ID	Studs	Screws	A. Length (mm)	B. Mounting Centers (mm)	Rating per bus	Bus Material
BF422-6P	Dual 2 x M6 (1/4")	Dual 6 x M4 (5/32")	118	107	100A	Brass
BF422-12P	Dual 2 x M6 (1/4")	Dual 12 x M4 (5/32")	178	167	100A	Brass
BF426-6P	Dual 2 x M6 (1/4")	Dual 6 x M4 (5/32")	118	107	150A	Copper
BF426-12P	Dual 2 x M6 (1/4")	Dual 12 x M4 (5/32")	178	167	150A	Copper

"2-Steps" Dual Bus Bar

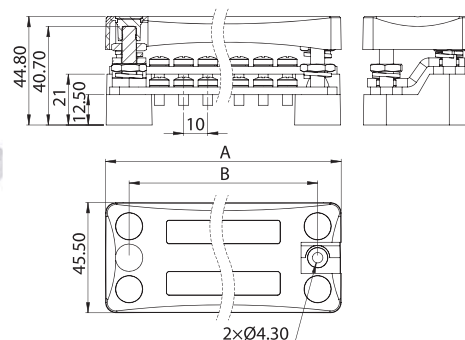
Bus bars with different heights allowing more flexible wiring

BF427-6P

BF427-12P

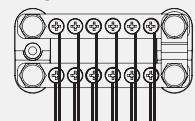
BF427C-6P (with cover)

BF427C-12P (with cover)

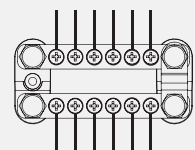


Wire Output Options:

Single side



Double Side



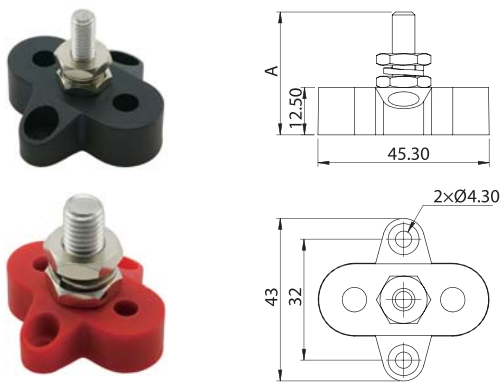
Product ID	Studs	Screws	A. Length (mm)	B. Mounting Centers (mm)	Rating per Bus
BF427-6P	Dual 2 x M6 (1/4")	Dual 6 x M4 (5/32")	94	75	150A
BF427-12P	Dual 2 x M6 (1/4")	Dual 12 x M4 (5/32")	154	135	150A

Heavy-Duty Terminal Studs

- Allow terminating of heavy-duty cables for one or more connections
- Red or Black colors allowing easy and clear color coding for wiring
- Glass Fiber reinforced Nylon base ensures great mechanical strength and durability
- Heavy duty terminal studs (up to M10)
- Insulated base ensures no leakage to metal hulls (New Feature)

Single Terminal Studs

BF411



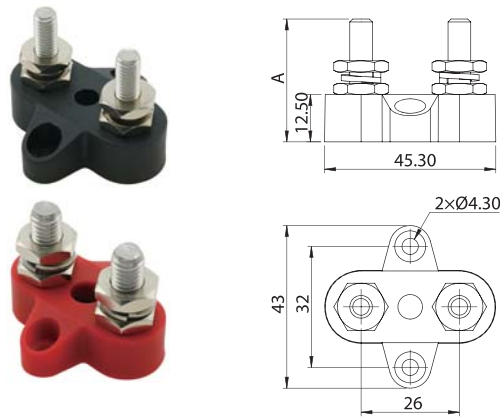
Product ID	Stud Size	A. Height (mm)
BF411-M6 / BF411R-M6	2 x M6 (1/4")	32.5
BF411-M8 / BF411R-M8	2 x M8 (5/16")	32.5
BF411-M10 / BF411R-M10	2 x M10 (3/8")	37.5

Specifications

- Max Operating Voltage | DC 48V
- Max Amp per circuit | Determined by wires connected
- Terminal Stud Size | See each model

Dual Terminal Studs

BF412

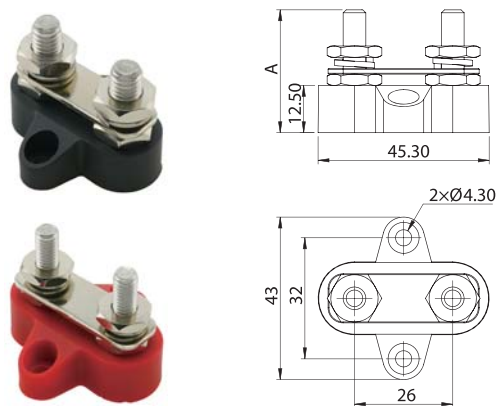


- Dual Terminal Studs with options of different studs sizes

Product ID	Stud Size	A. Height (mm)
BF412-M6 / BF412R-M6	2 x M6 (1/4")	32.5
BF412-M8 / BF412R-M8	2 x M8 (5/16")	32.5

Dual Terminal Studs with Connecting Link

BF413

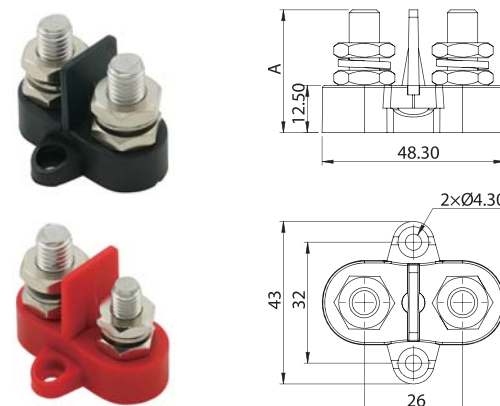


- Dual Terminal Studs with options of different studs sizes
- Removable Connecting Link withstands current up to 80A

Product ID	Stud Size	A. Height (mm)
BF413-M6 / BF413R-M6	2 x M6 (1/4")	32.5
BF413-M8 / BF413R-M8	2 x M8 (5/16")	32.5

Dual Terminal Studs with Isolating Plate

BF414




- Dual Terminal Studs with options of different studs sizes
- Removable isolating plate

Product ID	Stud Size	A. Height (mm)
BF414-M8 / BF414R-M8	2 x M8 (5/16")	32.5
BF414-M10 / BF414R-M10	2 x M10 (3/8")	37.5
BF414-M8M10 / BF414R-M8M10	1 x M8 (5/16") + 1 x M10 (3/8")	37.5

Terminal Blocks

Independent Source Terminal Blocks 30A BF401-XXP




BF-JP-3
Jumpers for BF401



- Maximum Voltage | 300V AC/DC
- Continuous Rating | 30A
- Base Material | UL 94 V0, Nylon
- Bus Material | Nickel-Plated Brass
- Mounting Screw | M5 (#10)
- Screw Material | Stainless Steel
- Terminal Screws | M4 with exterior gear Washer

Product ID	Circuits	A. Length(mm)	B. Mounting Centers(mm)
BF401-2P	2	52	42
BF401-4P	4	80	70
BF401-6P	6	108	98
BF401-8P	8	136	126
BF401-10P	10	164	154
BF401-12P	12	192	182

Independent Source Terminal Blocks 20A BF402-XXP



BF-JP-4
Jumpers for BF402



- Maximum Voltage | 300V AC/DC
- Continuous Rating | 20A
- Base Material | UL 94 V0, Nylon
- Bus Material | Nickel-Plated Brass
- Mounting Screw | M3.5 (#6)
- Screw Material | Steel / Nickel Plated
- Terminal Screws | M3.5
- Wire Terminal Size | M3 (#6)

Product ID	Circuits	A. Length(mm)	B. Mounting Centers(mm)
BF402-2P	2	41	33
BF402-4P	4	63	55
BF402-6P	6	85	77
BF402-8P	8	107	99
BF402-10P	10	129	121
BF402-12P	12	151	143



12 / 24V Accessories

Power Plugs and Sockets

- Cigarette Lighter Plugs
- Cigarette Lighter Sockets
- Other Plugs & Sockets

12V-24V Accessories

- Battery Gauges
- Marine Grade USB Charger Sockets
- The 1-1/8" Sockets and Accessories Family
- CurvMount Handle Bar Mount Sockets
- CurvMount Surface Mount Sockets
- Flush Mount Panel for 1-1/8" Sockets

Cigarette Lighter Plugs

Normal Cigarette Lighter Plugs

with AGC/JMC Fuses



Bakelite Cigarette Lighter Plug with Fuse AP101



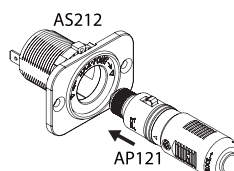
- Replaceable AGC/JMC Fuses
- Heat-resistant Bakelite body
- Heavy-duty (20A) model available
- Designed for Size A (φ21.0mm) Sockets
- Amp Rating : Standard Model: 5A / Enhanced Model: 20A
- CE

Illuminated Cigarette Lighter Plug with Fuse AP109

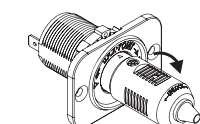


- Replaceable AGC/JMC Fuses
- Illuminated shielding
- Heavy-duty (20A) model available
- Designed for both Size A (φ 21.0mm) & Size B (φ22.0mm) Sockets
- Amp Rating : Standard Model: 5A / Enhanced Model: 20A
- CE

Marine Grade Locking Cigarette Lighter Plug with Fuse AP121A (with LED) / AP121B (without LED)



① Insert AP121 with the negative terminal on the top



② Twist AP121 by 90° until locked. Twist again to unlock

- Replaceable AGC Fuses
- Sturdy, solid design and assembly
- Flame retardant Nylon (glass fiber reinforced) body
- Twist-and-Lock capability when used with AS212
- Rubber ring for better stability and sealing when plugged
- LED power indicator (AP121A only)
- Designed for both Size A (φ 21.0mm) & Size B (φ22.0mm) Sockets
- Amp Rating : Standard Model: 5A / Enhanced Model: 20A
- CE

Bakelite Cigarette Lighter Plug with Fuse AP110



- Replaceable AGC/JMC Fuses
- Heat-resistant Bakelite body
- Heavy-duty (20A) model available
- Designed for both Size A (φ 21.0mm) & Size B (φ22.0mm) Sockets
- Amp Rating : Standard Model: 5A / Enhanced Model: 20A
- CE

Cigarette Lighter Plug with Fuse AP113



- Replaceable AGC Fuses
- Designed for both Size A (φ 21.0mm) & Size B (φ22.0mm) Sockets
- Amp Rating : 10A
- CE

Cigarette Lighter Plug with Fuse AP127



- Replaceable AGC/JMC Fuses
- Designed for Size A (φ21.0mm) Sockets
- Amp Rating : 3A
- CE

Cigarette Lighter Plug with Fuse AP131



- Replaceable AGC/JMC Fuses
- Wire leads from the side
- Designed for Size A (φ21.0mm) Sockets
- Amp Rating : 5A
- CE

Cigarette Lighter Plug with Fuse AP129



- Modern sleek design
- Replaceable AGC/JMC Fuses
- LED power indicator
- Latching collar that latches onto retainers in cigarette sockets
- Designed for both Size A (φ 21.0mm) & Size B (φ22.0mm) Sockets
- Amp Rating : 5A
- CE

Best
Seller

Deluxe Cigarette Lighter Plug with LED (Fused)

AP111A (with LED)
AP111B (without LED)



- Replaceable AGC/JMC Fuses
- Sturdy, solid design and assembly
- LED power indicator (AP111A only)
- Heavy-duty (20A) model available
- Best Seller
- Designed for both Size A (φ21.0mm) & Size B (φ22.0mm) Sockets
- Amp Rating : See below
- CE

Coding Guide for AP111 Customizations:

As our No.1 seller in AP series, AP111 can be customized to meet every customer's requirement, please use the following table to pick one AP111 that fits your requirement most :

AP111□ - □ - □□A
(1) (2) (3)

(1) LED indicator	(2) Body Material	(3) Amp Rating
A with LED	A ABS	- 5 Amps
B without LED	N Nylon, Glass Fiber reinforced	10A 10 Amps
	P PBT, Glass Fiber reinforced (UL94V-0)	15A 15 Amps
		20A 20 Amps

Best Selling Models				
Product ID	Body Material	Terminals Finish	Amp Rating	Note
AP111A-A	ABS	Nickel plated	5A	Standard Model with LED
AP111B-A	ABS	Nickel plated	5A	Standard Model without LED
AP111A-N-10A	Nylon, Glass Fiber reinforced	Nickel plated	10A	Robust body material with LED
AP111A-N-20A	Nylon, Glass Fiber reinforced	Gold plated	20A	Heavy-duty (20A) model with LED
AP111A-P-20A	PBT, Glass Fiber reinforced (UL94V-0)	Gold plated	20A	Heavy-duty 20A with UL94V-0 flame retardant body material and LED



AP111B



AP111A-N-20A

Pre-wired AP111*



AP111A-2S1-12FT



AP111A-1P3-18#-6FT

* AP111 can also be sold pre-wired, see page 59 for available options

Deluxe Cigarette Lighter Plug with LED (Fused)

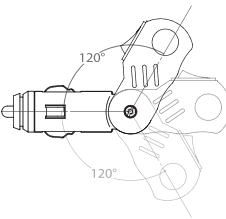
AP112A (with LED) / AP112B (without LED)



- Replaceable AGC/JMC Fuses
- Sturdy, solid design and assembly
- Robust Nylon (glass fiber reinforced) body
- LED power indicator (AP112A only)
- Designed for both Size A (φ 21.0mm) & Size B (φ22.0mm) Sockets
- Amp Rating : Standard Model: 5A / Enhanced Model: 20A
- CE

Bendable Car Cigarette Plug with Switch and Fuse
AP120

PATENTED
TW



- Replaceable AGC/JMC Fuses
- Bendable with multiple angle positions (±60°)
- Built-in On-Off Switch
- LED power indicator
- Latching collar that latches onto retainers in cigarette lighter sockets
- Designed for both Size A (φ 21.0mm) & Size B (φ22.0mm) Sockets
- Amp Rating : 10A
- Patented : TW No. P-053789
- CE

with GMA Fuses



Mini Size Cigarette Lighter Plug with Fuse AP102



- Replaceable GMA Fuse
- Compact size
- Designed for both Size A (ϕ 21.0mm) & Size B (ϕ 22.0mm) Sockets
- Amp Rating : 10A
- CE

Mini Size Cigarette Lighter Plug to DC Jack Adapter AP105



- Replaceable GMA Fuse
- Output : DC Jack 3.5 x 1.3mm
- Compact size
- Designed for Size A (ϕ 21.0mm) Sockets
- Amp Rating : 5A
- CE

Mini Size Cigarette Lighter Plug with Fuse AP107



- Replaceable GMA Fuse
- Compact size
- Designed for both Size A (ϕ 21.0mm) & Size B (ϕ 22.0mm) Sockets
- Amp Rating : Standard Model: 5A / Enhanced Model: 10A
- CE

Cigarette Lighter Plug with Fuse AP119



- Replaceable GMA Fuses
- Heat-resistant Bakelite head
- Designed for both Size A (ϕ 21.0mm) & Size B (ϕ 22.0mm) Sockets
- Amp Rating: 5A
- CE

Cigarette Lighter Plug with LED Switch (Fused) AP130



- Replaceable GMA Fuses
- Illuminated push-button switch
- Wire leads from the side
- Designed for Size A (ϕ 21.0mm) Sockets
- Amp Rating : 3A
- CE

Unfused

Bakelite Cigarette Lighter Plug AP103



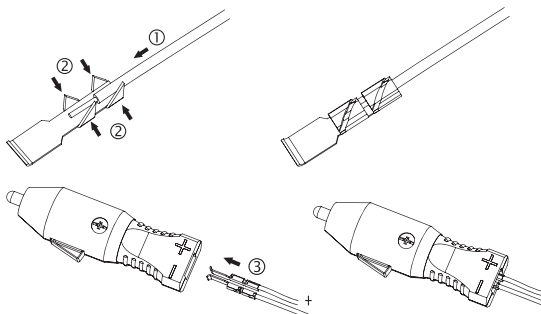
- Unfused
- Heat-resistant Bakelite body
- Designed for both Size A (ϕ 21.0mm) & Size B (ϕ 22.0mm) Sockets
- Amp Rating : 10A
- CE

Cigarette Lighter Plug with Quick Insert-and-Lock Terminals AP106



- Unfused
- "Insert-and-Lock" terminals allowing quick wire assembly (as illustrated)
- Designed for Size A (ϕ 21.0mm) Sockets
- Amp Rating : 10A
- CE

Assembly Illustration of Quick Terminals :



Cigarette Lighter Plug AP108



- Unfused
- Heat-resistant Bakelite head
- Designed for both Size A (ϕ 21.0mm) & Size B (ϕ 22.0mm) Sockets
- Amp Rating : 10A
- CE

Specialty Cigarette Lighter Plugs

Cigarette Lighter Plug Transformer (12V to 8V / 9V) AP104A (DC 12V to 8V) / AP104B (DC12V to 9V)



- Replaceable AGC/JMC Fuses
- Converts DC 12V to 8V (AP104A) or DC 12V to 9V (AP104B)
- Output : DC Jack 3.5 x 1.3mm
- Designed for both Size A -(φ 21.0mm) & Size B (φ22.0mm) Sockets
- Amp Rating : 1A
- CE

Car Fragrance Diffuser AP114 / AP115 (with Switch)



AP114



AP115

- Fragrance Diffuser for cars
- LED power indicator
- On-Off Switch (AP115 only)
- Designed for both Size A (φ21.0mm)& Size B (φ 22.0mm) Sockets
- CE

Battery Analyzer (Cigarette Plug Voltage Meter) AP125



- Voltage meter for DC 12V batteries
- Plug designed for both Size A (φ21.0mm) & Size B (φ 22.0mm) Sockets
- CE

Cigarette Lighter USB Charger AP133



- DC 5V USB Charger
- LED power indicator
- Designed for both Size A (φ21.0mm) & Size B (φ 22.0mm) Sockets
- Amp Rating : AP133-1A : 1A
AP133-2A : 2A
- CE

Cigarette Lighter Socket Splitters

Three Way Cigarette Lighter Sockets Splitter with Fuse AP116



- 1 x Cig. Lighter Socket with retainer and 2 x DC Outlets
- 3 feet extension cord
- LED power indicator
- Replaceable AGC/JMC Fuses
- Plug designed for both Size A (φ21.0mm) & Size B (φ 22.0mm) Sockets
- Wall-mount fixing panel included
- Amp Rating : 10A
- CE

Dual Port Cigarette Lighter Sockets Splitter with Fuse AP117



- Replaceable AGC Fuses
- 1 to 2 Cigarette Socket Adapter
- LED power indicator
- Plug designed for both Size A (φ21.0mm) & Size B (φ 22.0mm) Sockets
- Amp Rating : 10A
- CE

Three Way Cigarette Lighter Sockets Splitter (Unfused) AP118



- 1 x Cig. Lighter Socket and 2 x DC Outlets
- 3 feet extension cord
- LED power indicator
- Plug designed for both Size A (φ21.0mm) & Size B (φ 22.0mm) Sockets
- Wall-mount fixing panel included
- Amp Rating : 10A
- CE


AP Series Selection Guide




Product					
Page no.	P.53	P.53	P.53	P.54	P.54
Fuse	AGC/JMC	AGC/JMC	AGC/JMC	AGC/JMC	AGC/JMC
Indicating LED		●		●	
Size A (Ø21mm)	●	●	●	●	●
Size B (Ø22mm)		●	●	●	●
Rating	5A/20A	5A/20A	5A/20A	5A/20A	5A/20A
Note	Bakelite body	Illuminated Shielding	Bakelite body		

Product					
Page no.	P.53	P.54	P.54	P.54	P.53
Fuse	AGC/JMC	AGC/JMC	AGC/JMC	AGC/JMC	AGC/JMC
Indicating LED		●	●		●
Size A (Ø21mm)	●	●	●	●	●
Size B (Ø22mm)	●	●	●	●	●
Rating	10A	10A	5-20A	5-20A	5A/10A
Note		Bendable with switch	Top Seller	Top Seller	Locks with AS212

Product					
Page no.	P.53	P.53	P.53	P.53	P.55
Fuse	AGC/JMC	AGC/JMC	AGC/JMC	AGC/JMC	GMA
Indicating LED			●		
Size A (Ø21mm)	●	●	●	●	●
Size B (Ø22mm)	●		●		●
Rating	5A-20A	3A	5A	5A	10A
Note	Locks with AS212		With latching collar	Wire leads from side	

Product					
Page no.	P.55	P.55	P.55	P.55	P.55
Fuse	GMA	GMA	GMA	GMA	Unfused
Indicating LED				●	
Size A (Ø21mm)	●	●	●	●	●
Size B (Ø22mm)		●	●		
Rating	5A	5A/10A	5A	3A	10A
Note				With illuminated switch	Quick assembly terminals

Product	AP103	AP108	AP116	AP117	AP118
					
Page no.	P.55	P.55	P.56	P.56	P.56
Fuse	Unfused	Unfused	AGC/JMC	AGC/JMC	Unfused
Indicating LED			●	●	●
Size A (Ø21mm)	●	●	●	●	●
Size B (Ø22mm)	●	●	●	●	●
Rating	10A	10A	10A	10A	10A
Note			Three way splitter	Dual port splitter	Three way splitter

Product	AP104A	AP104B	AP114	AP115	AP125
					
Page no.	P.56	P.56	P.56	P.52	P.56
Fuse	AGC/JMC	AGC/JMC	-	-	-
Indicating LED			●	●	
Size A (Ø21mm)	●	●	●	●	●
Size B (Ø22mm)	●	●	●	●	●
Rating	1A	1A	-	-	-
Note	12V to 8V transformer	12V to 9V transformer	Fragrance Diffuser	Fragrance Diffuser with switch	Battery Gauge

Product	AP133	AP124	AP122
			
Page no.	P.56	P.63	P.63
Fuse	-	GBC or AGC/JMC	-
Indicating LED	●		
Size A (Ø21mm)	●	●	
Size B (Ø22mm)	●	●	
Rating	1A/2A	16A	-
Note	12V-5V USB	Universal DIN/Cig.Plug	Engel Plug

Wiring for AP Series


Most of our AP products can be sold pre-wired, please refer to the following coding table for ordering details:

Coding Guide for pre-wired AP Cigarette Lighter Plugs

AP111(1)(2) - (3)# - (4)"

(1) Cord Types	(2) Lead Process	(3) Wire Gauge	(4) Wire Length
1 Straight Cord – 2C	C Cut	## # AWG #	## " Length in inches
2 Coil Cord (Ribbon)	T Tinned/Stripped	## mm Φ in mm	## cm Length in cm
3 Round Cord (choose one below)	Q 0.250"Female Quick Connect Terminal	(for cord type 3 & 4 only)	## ' Length in feet
3A Double Conductors	P DC Plug (180°) (choose one below)		## m Length in meters
3B Single Shielded			
4 Coil Cord/ Round (choose one below)	P1 2.1 x 5.5mm		
4A Double Conductors	P2 2.5 x 5.5mm		
4B Single Shielded	P3 1.3 x 3.5mm		
	P4 3 x 6.3mm		
5 Electronic Cord (choose one below)	R DC Plug (90°) (choose one below)		
5A UL1015	R1 2.1 x 5.5mm		
5B UL1007	R2 2.5 x 5.5mm		
	R3 1.3 x 3.5mm		
	R4 3 x 6.3mm		
6 Internal Hook-up (2 x 0.75mm)	S Cigarette Lighter Socket (choose one below)		
	S1 AS201(Assembled)		
	S2 AS208(Molded)		
	J DC Jack (choose one below)		
	J1 2.1 x 5.5mm		
	J2 2.5 x 5.5mm		

Cord Types



Lead Process



Car Cigarette Lighters

Car Cigarette Lighter Head with Guard AL301



- Cigarette Lighter with long handle

Car Cigarette Lighter Head with Guard AL302



- Cigarette Lighter with short handle

Compass Knob Car Cigarette Lighter Head with Guard AL303



- Cigarette Lighter with Compass Knob handle

Chrome Knob Car Cigarette Lighter Head with Guard AL304



- Cigarette Lighter with chrome plated handle

Car Cigarette Lighter Set AL305



- 1 x Cigarette Lighter Head (AL301)
- 1 x Cigarette Lighter Socket with Retainer (AS202)
- Wiring cable included

Illuminated Cigarette Lighter AL306



- 1 x Cigarette Lighter Head (AL301)
- 1 x Cigarette Lighter Socket with Retainer (AS202)
- Illuminated cigarette lighter socket
- Wiring cable included

Automotive Antenna Plugs & Sockets

Car Radio Antenna Plug Screw Type AT101



- Solder type with screw-on enclosure

Car Radio Antenna Plug AT102



- Solder type without enclosure (covered with heat shrink tube)

Car Radio Antenna Plug to TV Aerial (PAL) Female Adapter AT104



- Car Radio Antenna male to PAL female

Car Radio Antenna Socket Screw Type AT201



- Car Radio Antenna male to PAL female

Car Radio Antenna Socket to TV Aerial (PAL) Plug Adapter (Right Angled) AT204



- Car Radio Antenna Female to PAL Male
- Right Angled (90 degrees)

Cigarette Lighter Sockets

Normal Cigarette Lighter Sockets

Panel Mount Cigarette Lighter Socket and Retainer AS202



- Metal case withstands high temperature
- Ceramic base with retaining spring
- Various customization options available (see below)
- Panel mount (screw type)
- Amp Rating : 20A

Coding Guide for AS202 with Accessories

AS202 comes with a variety of terminal configurations and accessories , please use the following table to pick one AS202 that fits your requirement most :

AS202□ - □ - □□
(1) (2) (3) (4)

(1) Terminals	(2) Mounting Panels
B Bullet Terminal (Φ=4mm)	A Mounting Panel Type A
R Screw Nuts for Ring Terminals	B Mounting Panel Type B
Q Quick Connect Terminal	C Mounting Panel Type C
S Solder Terminal	D Mounting Panel Type D
	E Mounting Panel Type E

Terminals



Bullet Terminal (Φ=4)



Screw Nuts for Ring Terminal



0.250" Quick Connect Terminal



Solder Terminal

Accessories



AS-RC1
Cover cap for AS202 and AS204



AS-IR1
Illumination Ring for AS202

Mounting Panels



Type A
L-shaped



Type B
Small plate



Type C
Small plate/half mount



Type D
Large panel



Type E
Large panel/half mount

Panel Mount Cigarette Lighter Socket and Retainer AS204



- Metal case withstands high temperature
- Ceramic base with retaining spring
- Optional Rubber Cap (AS-RC1) available
- Panel mount (screw type)
- Amp Rating : 20A

In-Line Cigarette Lighter Socket AS201



- DC Power Outlet
- In-Line socket with solder terminals
- Optional cover cap available
- Amp Rating : 10A
- For Wire Gauge : #16-#22 AWG

In-Line Cigarette Lighter Socket AS208



- DC Power Outlet
- Molded wiring for better sealing
- Amp Rating : 10A
- For Wire Gauge : #18-#22 AWG

Panel Mount Cigarette Lighter Socket AS217



- Economical DC Power Outlet
- Push-in panel mounting
- Anti-splash cap
- Bullet Terminal (Φ=4mm)
- Amp Rating : 10A

Marine Grade Cigarette Lighter Power Socket
AS212



- DC Power Outlet
- Panel mount and anti-splash cap available (see below)
- Flame retardant Nylon (glass fiber reinforced) enclosure
- Twist-and-Lock capability when used with AP121 (page 53)
- 0.250" Quick Connect Terminals
- Illuminated bottom plate for easy recognition at night (AS212L only)
- Rating : DC 9-36V 20A

Coding Guide for AS212 with Accessories

As our No.1 seller in AS series, AS212 comes with a variety of accessories that meet every customer's requirement, please use the following table to pick one AS212 that fits your requirement most:

AS212 ☐ ☐ - ☐
(1) (2) (3)

(1) Bottom Plate	(2) Mounting & Fixing Nuts	(3) Cap Labels
Standard	A Flat Panel Screw Nut	A Type A : Marine 12V
L Illuminated	B Flat Panel Quick Nut	B Type B : 12V
K Half-threaded Body	C L-Shaped Panel Screw Nut	
M Half-threaded & Illuminated	D L-Shaped Panel Quick Nut	
	E - Screw Nut	
	F - Quick Nut	



AS212 with illuminated bottom plate

Mounting Panels



Flat Panel
Flat panel for flush mount

L-shaped panel
Mounting Panel for 90° installation

Fixing Nuts

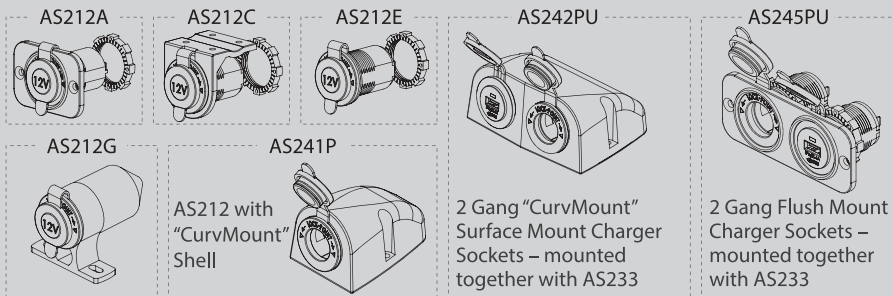


Screw Nut

Quick Nut
Fixing AS212 quickly

Mounting Options

AS212 can be mounted with several options (flush or surface mount) and accessories. See below for possible options.



※ See page 72 for further information about the AS24X CurvMount Series.

Surface Mount Marine Grade Cigarette Lighter Socket
AS212G



- Surface-mount allowing easy installation on any surface (no hole cut-out needed)
- Equipped with the best-selling AS212
- Pre-wired with 6" #16 AWG wire
- Dust and water-resistant cap
- Surface-mount mounting screws included
- UV stabilized PVC boot for better protection against water and dust from the bottom

Cigarette Lighter Socket with Panel and Rubber Cap
AS215



- Economical DC Power Outlet
- Panel and rubber cap included
- 0.250" Quick Connect Terminals
- Amp Rating : 15A

Other Plugs & Sockets

DIN Plugs & Sockets

Universal DIN / Cigarette Lighter Plug AP124



- Replaceable GBC Fuses
- Bayonet-catch DIN to Cigarette Lighter Plug adapter
- Designed for both Size A (φ 21.0mm) & Size B (φ22.0mm) Cigarette Sockets
- Amp Rating : 16A

Panel Mount DIN Socket with Anti-splash Cap AS213



- Robust Nylon (glass fiber reinforced) enclosure
- Anti-splash cap
- Panel mount with fixing screw nuts
- 0.250" Quick Connect Terminals
- Amp Rating : 15A

In-Line DIN Socket with Anti-splash Cap AS214



- Flame retardant Nylon (glass fiber reinforced) enclosure
- Anti-splash cap
- 0.250" Quick Connect Terminals
- Amp Rating : 15A

DIN Plugs & Sockets

DIN sockets, also known as Hella sockets , BMW sockets , Triumph sockets and Powerlet sockets , are connectors that are more suited to motorcycle use for its compact size , robust design and more secure and reliable connection than cigarette lighter sockets .

1-1/8" DIN/Merit Socket AS216



- Standardized 1-1/8" cut-out (see page 74 for mounting accessories)
- Flame retardant Nylon (glass fiber reinforced) enclosure
- Water-proof PVC Cap (IP66)
- Panel mount with fixing screw nuts
- 0.250" Quick Connect Terminals
- Amp Rating : 15A

Deluxe Panel Mount DIN Socket with Anti-splash Cap AS210



- Robust, elegant anodized aluminum body
- Spring-loaded dust-proof, anti-splash cap
- Panel mount with fixing screw nuts
- 0.250" Quick Connect Terminals
- Amp Rating : 15A

Engel Plug & Socket

1-1/8" Engel Socket AS218



- Standardized 1-1/8" cut-out (see page 74 for mounting accessories)
- Designed for Engel type sockets
- Water-proof PVC Cap (IP66)
- Flame retardant Nylon (glass fiber reinforced) enclosure
- 0.250" Quick Connect Terminal
- LED indication for easy identification at night
- Rating: DC 12V 15A / DC 24V 7.5A

Engel Plug AP122



- Securing shroud that screws into Engel Type Sockets
- Easy to assemble solder-free screw-terminals for cable connection
- Rating DC 0-36V 15A

12V-24V Accessories

Battery Gauges

PATENTED
TW,CH



SP-BGX Series are compact size, self-powered DC battery gauges. The patented see-through uni-body housing leaves no opening in the front, allowing low profile outlook and excellent protection against dust, moisture, and vibration. The series includes a voltmeter, an ammeter and a voltage / current dual meter and are available in either wire output or .250" quick terminals (with suffix "T"). These battery gauges are made for either standard 1-1/8" cut-out with several mounting accessories (see page 74) or for popular Contura style switch mounting holes.



IP67: protection against temporary water immersion



Two Output Options: Wire & Quick Terminals



Patented see-through display design

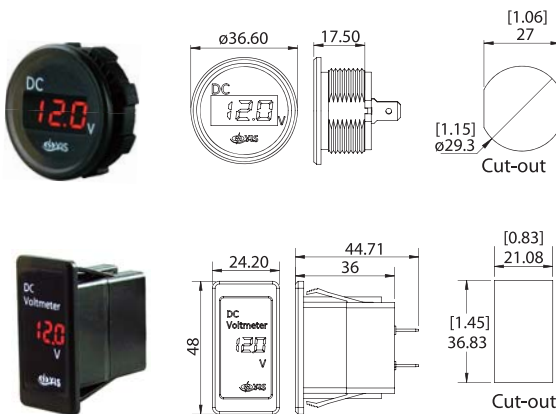


Digital Voltmeter

SP-BG1 (with wire output) / SP-BG1T (with Quick Connector Terminals)

Digital Voltmeter – Switch Mount

SP-BG4



Features

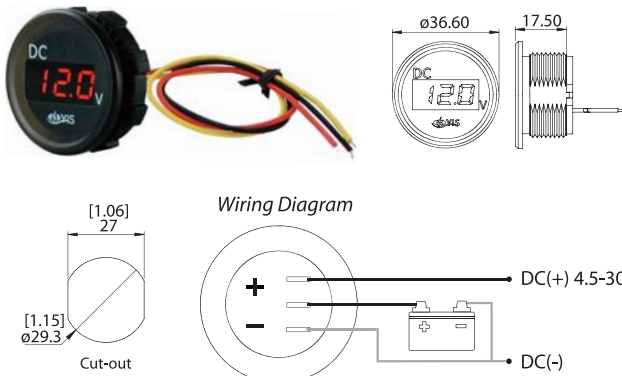
- Compact Size with 3 digits LED display
- Self-powered from measuring DC voltage
- Floating decimal point for better resolution below 10V
- Completely sealed design with no opening (IP67)
- Reversed polarity input protection

Specifications

- Voltage Range | DC 2.50-30V
- Current Consumption | <30mA
- Sampling Rate | 5 readings/s
- Resolution | 0.01V (<10V) / 0.1V (>10V)
- Note | **CE** IP67 Patented

Digital Voltmeter up to 100V

SP-BG1-100V



Features

- Compact Size with 3 digits LED display
- Measuring large voltage range from 0 - 100V
- Completely sealed design with no opening (IP67)
- Reversed polarity input protection

Specifications

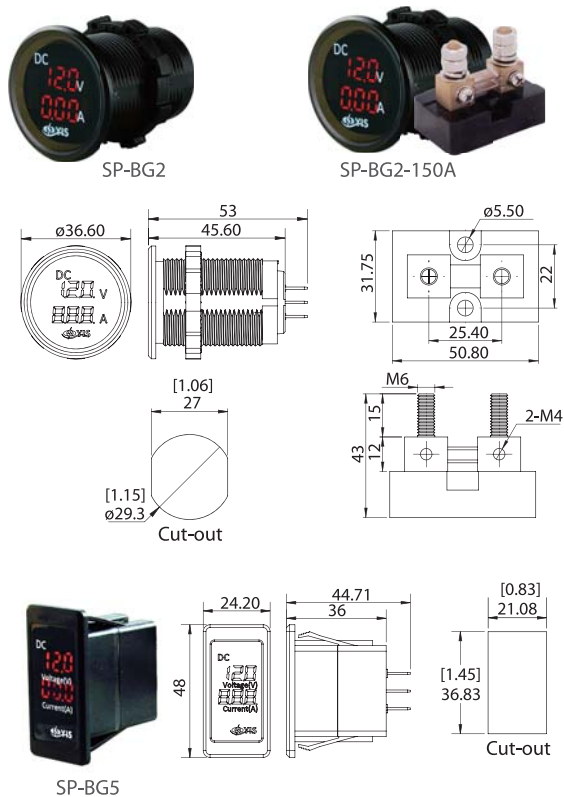
- Measure Voltage Range | DC 0-100V
- Powering Voltage Range | DC 4.5-30V
- Current Consumption | <30mA
- Sampling Rate | 5 readings/s
- Resolution | 0.1V
- Note | **CE** IP67 Patented

Digital Voltage & Current Dual-meter

SP-BG2 / SP-BG2-150A

Digital Voltage & Current Dual-meter – Switch Mount

SP-BG5



Features

- Compact Voltage & Current 2 in 1 meter
- Digital 3 digits LED displays
- Self-powered from measuring DC voltage
- Floating decimal point for better resolution
- Completely sealed design with no opening (IP67)
- Reversed polarity input protection

Additional Features for SP-BG2-150A

- Includes 500 Amp shunt
- Measuring large amperage range from 0 – 150A

Specifications

SP-BG2 / SP-BG5

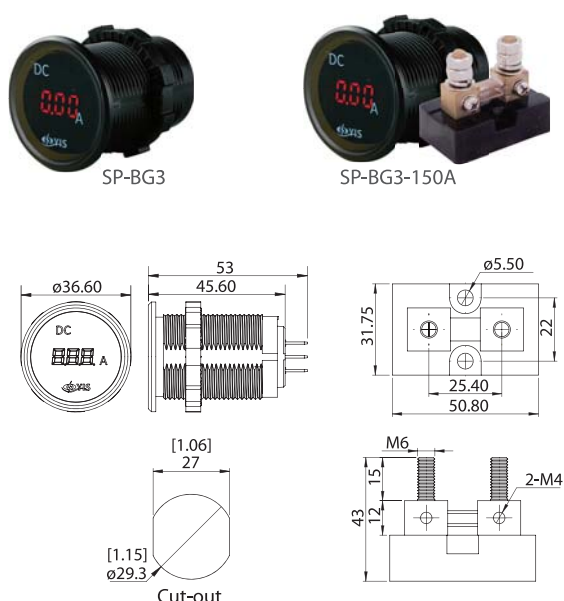
- Voltage Range | DC 4.5-30V
- Amperage Range | DC 0-15A
- Amperage Tolerance | > 10A: $\pm 0.5A$, <10A $\pm 0.17A$
- Note | CE IP67 Patented

SP-BG2-150A

- Voltage Range | DC 4.5-30V
- Amperage Range | DC 0-150A
- Amperage Tolerance | $\pm 2\%$
- Shunt Type | 50mV
- Note | CE IP67 Patented

Digital Ammeter

SP-BG3 / SP-BG3-150A



Features

- Compact Size with 3 digits LED display
- Self-powered from measuring DC voltage
- Floating decimal point for better resolution
- Completely sealed design with no opening (IP67)

Additional Features for SP-BG3-150A

- Includes 500 Amp shunt
- Measuring large amperage range from 0 – 150A

Specifications

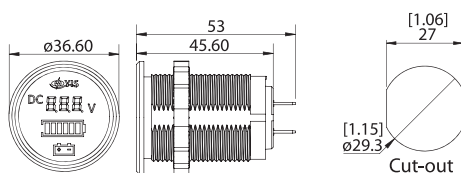
- Voltage Rating | DC 4.5-30V
- Amperage Range | DC 0-15A
- Amperage Tolerance | > 10A: $\pm 0.5A$, <10A $\pm 0.17A$
- Note | CE IP67 Patented

SP-BG3-150A

- Voltage Range | DC 4.5-30V
- Amperage Range | DC 0-150A
- Amperage Tolerance | $\pm 2\%$
- Shunt Type | 50mV
- Note | CE IP67 Patented



Digital Voltmeter with Battery Level Display SP-BG6



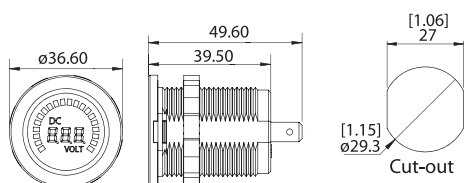
Features

- Compact Size with 3 digital LED display
- Easily recognizable Battery Status LEDs
- 12 / 24V systems auto detect (compatible to both systems)
- Completely sealed with no opening (IP67)
- Reverse polarity input protection
- Self-powered from measuring DC voltage

Specifications

- Voltage Rating | 5 – 30V (12/24V Auto Detect)
- Refresh Rate | 100ms
- Note | CE IP67 Patented

Digital Voltmeter with Rainbow Battery Level Display SP-BG7



Features

- Compact Size with 3 digital LED display
- Easily recognizable Battery Status LEDs
- 12 / 24V systems auto detect (compatible to both systems)
- Reverse polarity input protection
- Self-powered from measuring DC voltage
- Low-voltage alarm when volt is lower than 11V in 12V mode, 22V in 24V mode

Specifications

- Voltage Rating | 7 – 30V (12/24V Auto Detect)
- Refresh Rate | 100ms
- Low Voltage Alarm | 11.0V (@12V mode) / 22.0V (@24V mode)
- Note | CE

Marine Grade USB Charger Sockets



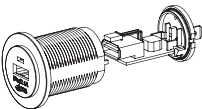
Specially designed water-tight PVC Cap (IP66)



Standard 1-1/8" Socket Size

LED Power Indication

Enhanced One-piece water-resistant design



Sophisticated circuit design



Full Compatibility- fast charges like AC chargers

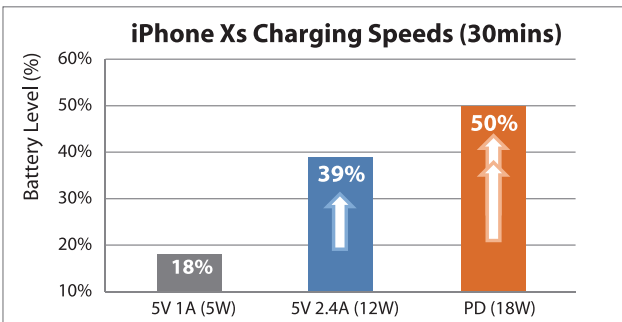
AS23x series are quality-built, powerful and compact USB Charger sockets for marine or RV applications. Built with sophisticated circuit, these chargers not just allow fast full-speed charging to your latest iPhones/iPads, but also protect your devices with features like overheat, reverse-polarity protection, EMC suppression, and more. Thanks to its specially designed PVC cap and unique uni-body design, this series is IP66 rated and is suitable for Marine and other applications.

Series Features

- Input: DC12/24V (Dual Voltage)
- LED Power Indication
- Short circuit / Overheat protection / Reverse polarity protection
- Enhanced uni-body water-resistant design with unique water-tight cap (IP65 for AS237/AS238, IP66 for others - when sealed)
- Standardized 1-1/8" cut-out (See page 74 for accessories)
- Fits in existing C-7 or Contura style switch mounting holes (AS235)
- Flame retardant Nylon (glass fiber reinforced) enclosure
- CE FCC

Charge Compatibility & Fast Charging

As built-in batteries for cellphone become bigger and bigger, charging speed becomes more important for end users. While QC (Quick Charge) protocol has been in the market for years, they are only compatible with Qualcomm based android phones. The newly developed PD (Power Delivery) protocol, however, is compatible with both Android, iPhones, iPads and even laptops, and is deemed as the future of fast charging. PD chargers would typically charge your iPhone or Android phones from 0% to 50% within half hour.



Charging Speed of iPhone Xs by different chargers in 30 mins

Compatibility chart of Fast-Charging technologies

Protocol	Charger Socket	Compatible with	YIS Charger Model
Apple 2.4A <div>Made for iPod iPhone iPad</div>	 USB TYPE A	iPhones / iPads / Most Androids	All models except AS237
Quick Charge (QC)	 USB TYPE A USB TYPE C	ONLY Qualcomm based Androids	AS237 AS238
Power Delivery (PD) USB PD	 USB TYPE C	iPhone 8 / X or later (2017) iPad Air 3 or later Most Androids since 2018	AS237 AS238



Product Series

PD (Power Delivery) USB Type-C Chargers New

AS238 PD 45W USB 1A+1C Charger



- Type A port - 5V 2.4A compatible with most smartphones in market
- Type C port - PD 45W compatible with latest PD devices in market (iPhones/iPads/Android/Nintendo Switch)
- Fast charges your iPhone / Android phones from 0% to 50% within 30 mins
- Also charges ultrabooks, Macbooks & Macbook Air (after 2018) in 20V mode

* 20V/2.25A mode is only achievable when input > 20V

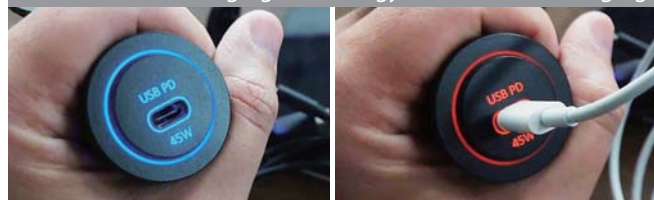
AS237



- Powerful 45W (20V/2.25A) PD charging
- Compatible with latest PD devices in market (iPhones/iPads/Android/Nintendo Switch)
- Fast charges your iPhone / Android phones from 0% to 50% within 30 mins
- Also charges ultrabooks, Macbooks & Macbook Air (after 2018) in 20V mode

* 20V/2.25A mode is only achievable when input > 20V

Patented Color Changing Technology (Amber - Fast Charging)



PD 20V Charging Charges Laptops / Ultrabooks



AS221 New



- Type A port - 5V 3A compatible with most smartphones in market
- Type C port - PD 18W compatible with latest PD devices in market (iPhones/iPads/Android/Nintendo Switch)
- Fast charges your iPhone / Android phones from 0% to 50% within 30 mins
- Also charges ultrabooks, Macbooks & Macbook Air (after 2018) in 20V mode
- Lower cost alternative to AS238
- Enhanced IP66 water-sealing cap design

Single Port USB Chargers

AS233



- Single Port 2.4A USB Charger (12W)
- Fast charges iPad /iPhone and Android devices

AS236



- Snap-in Keystone Charger Socket for Decora Style wallplate (RJ-45 Keystone hole)
- Single Port 2.4A USB Charger (12W)
- Fast charges iPad /iPhone and Android devices





Double Port USB Chargers

AS234 / AS234L / AS234LT / AS235



AS234-3.1A

Lower Price

- Best Cost-Performance value
- Best-selling item with solid performance and competitive price

AS234(L)-4.8A

- Two port 2.4A large current charger
- Charges 2 iPads at full speed at the same time

AS234LT-4.8A

New

- Two port 2.4A large current charger
- Touch button to turn off charger when not in use



Backlight LED label effect



Low profile TOUCH ON-OFF button

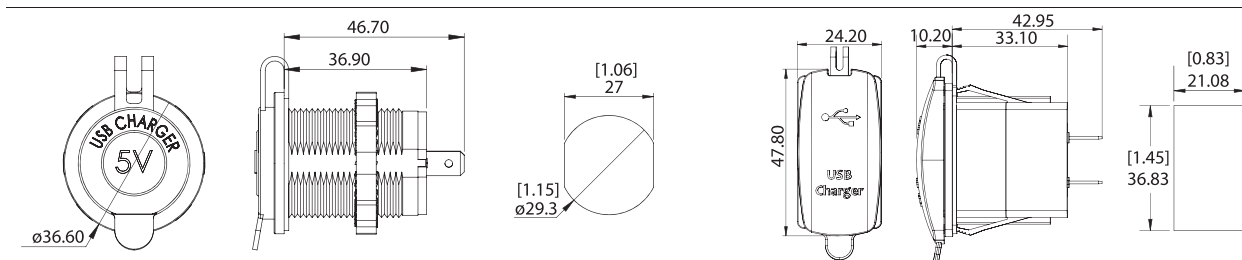
AS235-4.8A

- Two port 2.4A large current charger
- Charges 2 iPads at full speed

Model#	Sockets	Amp. Rating	Power	Note
AS233	USB (A) x 1	2.4A	12W	-
AS236	USB (A) x 1	2.4A	12W	Designed for Keystone Sockets
AS234-3.1A	USB (A) x 2	2.1A+1A	15W	Newly developed low cost model (2019)
AS234-4.8A AS234L-4.8A	USB (A) x 2	2.4A+2.4A	24W	4.8A large current model New
AS235-4.8A	USB (A) x 2	2.4A+2.4A	24W	4.8A large current model
AS221	USB (A) x 1 USB (C) x 1	(A)5V2.4A (C)5V 3A/9V2A/ 12V 1.5A	18W	Power Delivery (PD) 3.0 New USB-C Also charges ultrabook, Macbook & Macbook Air (after 2018)*
AS237	USB (C) x 1	5V 3A/ 9V 3A/ 12V 3A/ 15V 2.25A/ 20V 2.25A (PD 45W Max.)	45W	Power Delivery (PD) 3.0 New Also charges ultrabook, Macbook & Macbook Air (after 2018)*
AS238	USB (A) x 1 USB (C) x 1	(A)5V2.4A (C)5V 3A/9V3A/ 12V 3A/ 15V 2.25A/ 20V 2.25A (PD 45W Max.)	45W	Power Delivery (PD) 3.0 New USB-C Also charges ultrabook, Macbook & Macbook Air (after 2018)*

*Charging ultrabook, Macbook & Macbook Air (after 2018) requires 20V mode, which is only achievable when input > 20V

Product Dimensions





New
Product

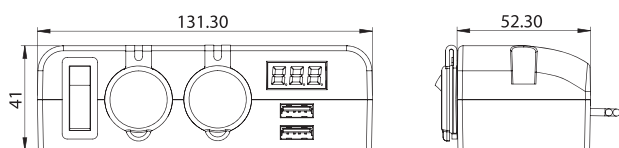
Cigarette Lighter Outlet Extension Box

AS901 2-Way Cigarette Lighter Outlet Box with dual USB & Digital Voltage Meter

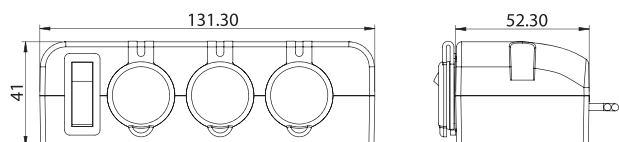
AS902 3 Port Cigarette Lighter Outlet Box



AS901



AS902



These cigarette lighter outlet box come with 2 or 3 ways standard cig. outlet. Advanced model AS901 comes also with 2 port USB charger and Voltmeter. Both model come with a convenient illuminated rocker switch style circuit breaker, providing not only 16A protection but also an easy way to control multiple devices at the same time.

Suitable for 12V and 24V DC power source. Come with 3 feet of wires with circuit break protection. Mounting accessories included.

Specifications


- Rating | DC 12 / 24V 16A
- Cable | 18AWG / Black & Red Wires / Length 3 ft
- Built-in Circuit Breaker Switch (16A)

USB (AS901)

- Input DC 12/24V
- Output: DC 5V 3.1A Max (2.1A + 1A)

Digital Voltage Meter (AS901)

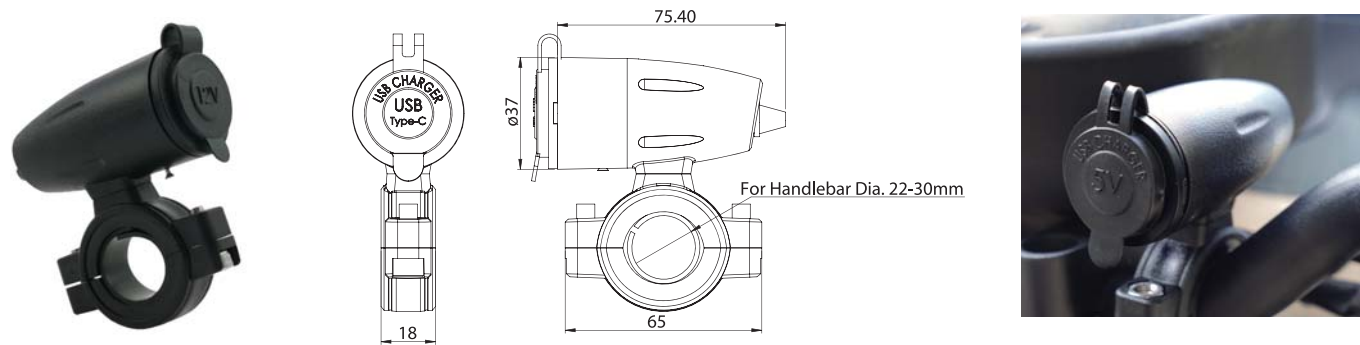
- Voltage Range | DC 2.50~30V
- Current Consumption | <30mA
- Sampling Rate | 5 readings/s
- Resolution | 0.01V (input <10V) / 0.1V (input >10V)



Switch Type Circuit Breaker (16A)

CurvMount Handle Bar Mount Sockets

AS251



Features

- Suitable for all of our 1-1/8" sockets (See options below)UV-stabilized enclosure material
- Compatible with most motobike handlebar in the market (diameter: 0.8" -1.18")
- UV-stabilized enclosure material
- Water-tight gasket & water-resistant rubber cap included
- Robust Nylon (glass fiber reinforced) enclosure

Popular CurvMount Models

Model	Socket	Model	Socket
AS251P	Power Outlet	AS251E	Engel Socket
AS251U	1 Port USB Charger	AS251D	Din/Merit Socket
AS251V	2 Port USB Charger	AS251G	Digital Voltmeter
AS251Y	1 Port USB Type C Charger	AS251M	Digital Voltage /Current Dual Meter


CurvMount Surface Mount Sockets

AS241

AS241W

AS242

AS242W



The CurvMount cases are fully covered surface mount cases designed for the 1-1/8" socket family. These cases are made of UV-stabilized plastic with water-tight gaskets and water-resistant caps, making them perfect for use with RV, caravans and yachts. They are easy to install and can be mounted vertically, horizontally or even underneath a dash.

Features

- Surface-mount allowing easy installation on any surface (no hole cut-out needed)
- UV-stabilized enclosure material
- Water-tight gasket & water-resistant rubber cap included
- Robust Nylon (glass fiber reinforced) enclosure

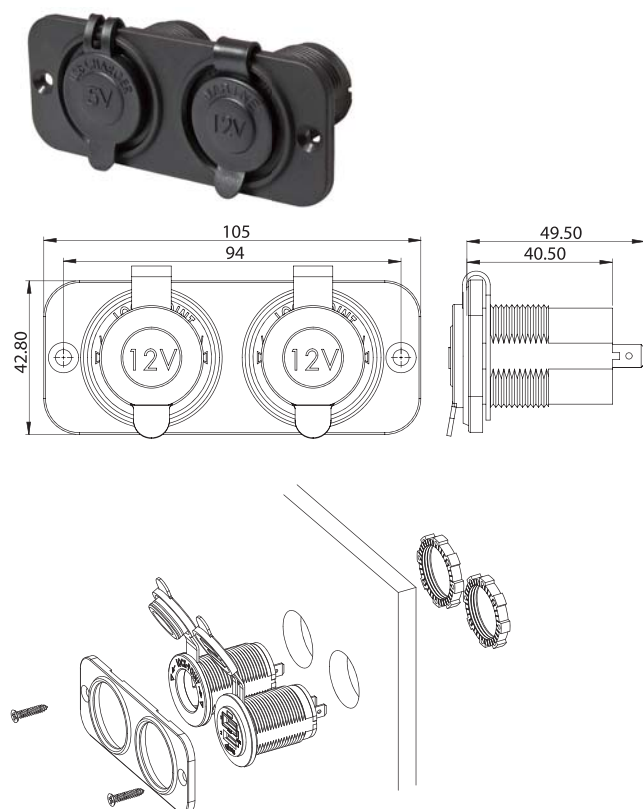
Popular CurvMount Models

Model	Socket	Model	Socket
AS241P	Power Outlet	AS242PP	Power Outlet + Power Outlet
AS241U	1 Port USB Charger	AS242PU	Power Outlet + 1 Port USB Charger
AS241V	2 Port USB Charger	AS242PV	Power Outlet + 2 Port USB Charger
AS241D	Din/Merit Socket	AS242PD	Power Outlet + Din/Merit Socket
AS241E	Engel Socket	AS242PE	Power Outlet + Engel Socket
AS241G	Digital Voltmeter	AS242VG	2 Port USB Charger + Digital Voltmeter
AS241M	Digital Voltage /Current Dual Meter	AS242XX	Any Socket from 1-1/8" family + Any Socket from 1-1/8" family



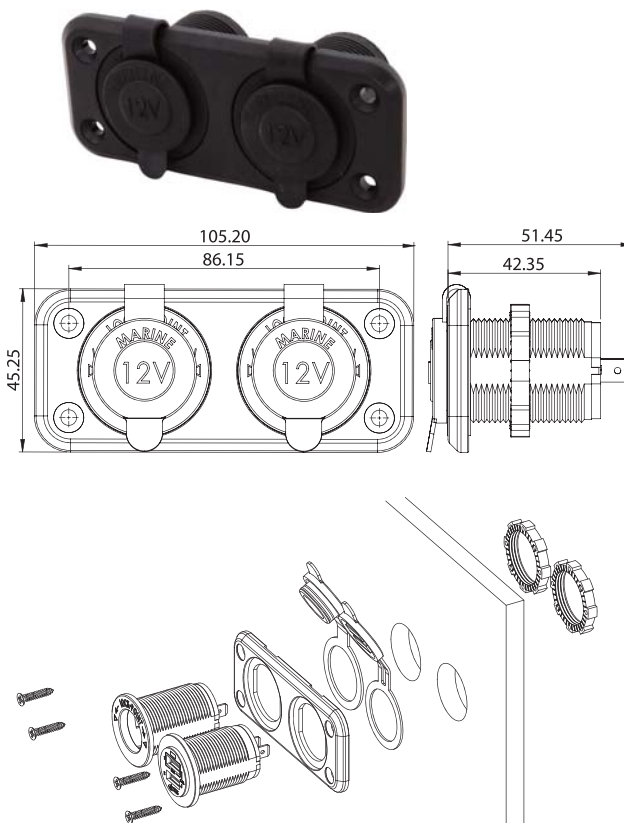
Flush Mount Panel for 1-1/8" Sockets

AS245



AS245: Decorative Panel mounted in front of sockets

AS246



AS246: Panel mounted in back of sockets

Flush Mount Models

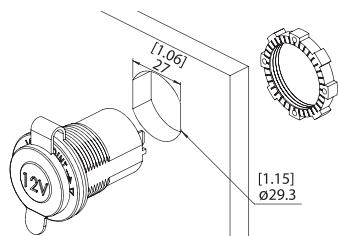
Model	Socket
AS245PP	Power Outlet + Power Outlet
AS245PU	Power Outlet + 1 Port USB Charger
AS245PV	Power Outlet + 2 Port USB Charger
AS245PD	Power Outlet + Din/Merit Socket
AS245PE	Power Outlet + Engel Socket
AS245VG	2 Port USB Charger + Digital Voltmeter
AS245XX	Any Socket from 1-1/8" family + Any Socket from 1-1/8" family



Features

- Flush Mount Panel – available in 1 gang or 2 gang
- UV-stabilized material
- Robust Nylon (glass fiber reinforced) material

The 1-1/8" Sockets and Accessories Family



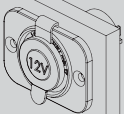
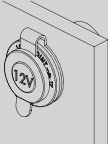
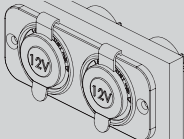
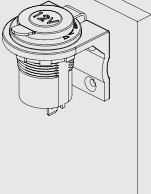
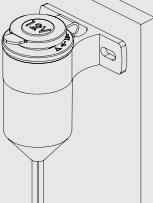
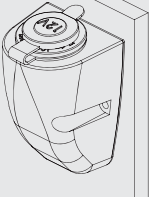
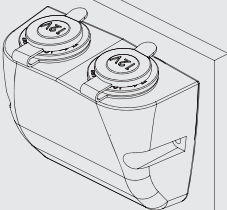
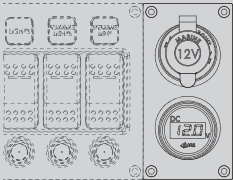
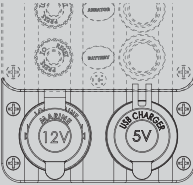
We all love to add a little bit more gadgets to our boats every now and then. That is why YIS Marine keeps introducing new sockets and accessories with standardized mounting dimension (the 1-1/8" system). All of these accessories come with the same threads and design language, and fit in the same panel cut-out, allowing them to fit each other perfectly when mounted together. See this page for coding and ordering guides

Product Codes

Product Code	Model #	Name
P	AS212	Marine Grade Power Outlet (See page 62)
E	AS218	Engel Socket (See 63)
D	AS216	Din/Merit Socket (See page 63)
U	AS233	1 Port USB Charger (See page 68)
V	AS234	High Current 2 Port USB Charger (See page 69)
Y	AS237	PD 45W USB Type C Charger (See page 68)

Product Code	Model #	Name
G	SP-BG1	Battery Gauge (Voltmeter) (See page 64)
M	SP-BG2	2 in 1 Battery Gauge (See page 65)
C	SP-BG3	Digital Current Meter (See page 65)
B	SP-BG6	Battery Level Voltage Meter (See page 66)
R	SP-BG7	Digital Voltmeter with Rainbow Battery Level Display(See page 66)
Z	AS238	PD 45W USB 1A+1C Charger (See page 68)


Mounting Options

Flush Mount	 Flat Panel: Model # + Suffix "-A" (ex. AS212-A)	 Socket only: Model # + Suffix "-E" (ex. AS212-E)	 2 Gang Flat Panel: AS245 + Product Codes (See page 73)	
Surface Mount	 L-Panel: Model # + Suffix "-C" (ex. AS212-C)	 Rocket Case: Model # + Suffix "-G" (ex. AS212-G)	 1 Gang "CurvMount" Case: AS241 + Product Code (See page 72)	 2 Gang "CurvMount" Case: AS242 + Product Codes (See page 72)
Switch Panels	 Curved Panel Series SP3320 + Prod. Codes (See page 7)		 Wave Panel Series SP1220 + Prod. Codes (See page 12)	




New
Product

Solar Ventilator for Marine, Caravans and Motorhomes SV001



Modern digital switch design



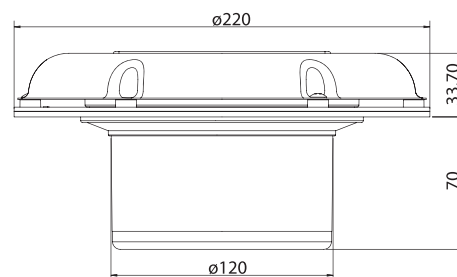
Backlight effect with independent ON/OFF button

Features

- Low profile stainless steel solar vent for boats, caravans and motorhomes
- Fully automatic operation powered by solar energy with a solar panel and rechargeable Li-ion battery
- Built-in Battery - no external power or wiring required
- Modern digital switching design with options of exhaust/intake direction and 2 different fan speed (0/OFF – 1/Weak – 2/Strong))
- Optional LED Backlight effect with ON/OFF button

Specifications

- Solar cell capacity | Max. 1.8w / 3V / 600mA
- Fan motor operation voltage | DC 3V
- Battery | NiMH LSD AA, 1.2 V, 2400 mAh
- Capacity | Up to 25 m³ air/h at full effect



Exhausting Capability: up to 25 m³ air / per Hour

Automotive Electrical Accessories

Car Battery Clips Accessories

Lead Acid Battery Clip with Cable AE601-10



- Battery clip for lead acid battery
- UL2468 cord (8" bare wire)

Battery Clamp to Cigarette Lighter Socket (Coil Cord) AE602-25



- Battery clamps for car batteries
- Coil Cord: 0.12/30, 12 feet
- In-line cigarette lighter socket

Lead Acid Battery Clip with Coaxial DC Power Plug AE601-13



- Battery clip for lead acid battery
- UL2468 cord (8")
- In-line Molded DC Plug
 - Type A: ID 2.1mm OD 5.5mm
 - Type B: ID 2.5mm OD 5.5mm

Customized battery clips accessories AE60X



- Customizable wire and end processes (See p.9 for wiring options)
- You choice of battery clips or clamps (see below)

Lead Acid Battery Clip with Cigarette Lighter Socket AE601-15



- Battery clip for lead acid battery
- UL2468 cord (8")
- In-line cigarette lighter socket

Universal Dry Cell Battery Tester AE603



- Easy to use, portable battery tester
- Universal tester for dry cells(D, C, AA, AAA), 9V (Transistor) batteries, and button cells
- Voltage Range: 0-2V (for dry cells & button cells) / 0-9V (for 9V batteries)

Battery Clamp to Cigarette Lighter Socket (Straight Cord) AE602-15



- Battery clamps for car batteries
- Cable Spec: SPT-1, 18AWG, 1 feet
- In-line cigarette lighter socket

Available Battery Clips / Clamps:

<u>DC308</u>  20A / 65mm	<u>DC309</u>  10A / 53mm	<u>DC310</u>  30A / 75mm
<u>DC312</u>  30A / 75mm	<u>DC313</u>  15A / 51mm	<u>DC314</u>  30A / 70mm

Molded Trailer Connectors

Molded Flat Trailer Connector Pair - 2 Poles with Cable AM701



- 1 x male & 1 x female trailer connector set
- 2 contacts male & female
- Cable width: 18AWG
- Customizable cable length
- Moisture-proof molded design
- Connectors with grip for tight and secure connection
- Connectors available in pair, or separately

Molded Stacked Trailer Connector Pair - 5 Poles with Cable AM704



- 1 x male & 1 x female trailer connector set
- 5 contacts male & female
- Cable width: 18AWG
- Customizable cable length
- Moisture-proof molded design
- Connectors with grip for tight and secure connection
- Connectors available in pair, or separately

Molded Flat Trailer Connector Pair - 3 Poles with Cable AM702



- 1 x male & 1 x female trailer connector set
- 3 contacts male & female
- Cable width: 18AWG
- Customizable cable length
- Moisture-proof molded design
- Connectors with grip for tight and secure connection
- Connectors available in pair, or separately

Molded Stacked Trailer Connector Pair - 6 Poles with Cable AM705



- 1 x male & 1 x female trailer connector set
- 6 contacts male & female
- Cable width: 18AWG
- Customizable cable length
- Moisture-proof molded design
- Connectors with grip for tight and secure connection
- Connectors available in pair, or separately

Molded Flat Trailer Connector Pair - 4 Poles with Cable AM703



- 1 x male & 1 x female trailer connector set
- 4 contacts male & female
- Cable width: 18AWG
- Customizable cable length
- Moisture-proof molded design
- Connectors with grip for tight and secure connection
- Connectors available in pair, or separately



Marine Grade Switch

Large Current (20A) Anti-Vandal Stainless Steel Push-Button Switch with LED Ring

Anti-Vandal Stainless Steel Push-Button Switch with LED Ring

Starter Push-Button Switch

Water-resistant Sealed Rocker Switches (C-7 Series)

Water-resistant Rocker Switches (C-6 Series)

Marine Toggle Switch with Plastic Handle Bar

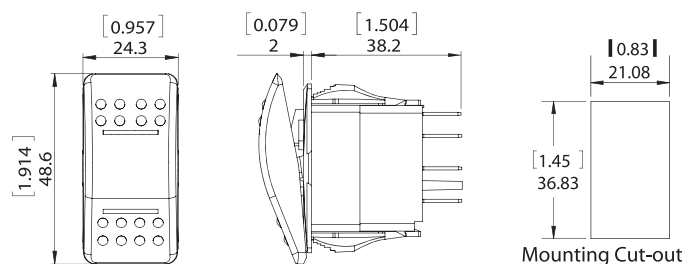
Heavy Duty Brass Toggle Switch Series

Marine Grade Switches

Weather-proof switches specially designed for outdoor environments

IP67 Water-resistant Sealed Rocker Switch C-7 Series

PATENTED
TW,CH




Product Series		
Product ID	Type	Switch Function
C-7124	SPST	(ON)-OFF
C-7137	SPDT	(ON)-OFF-(ON)
C-7144	DPST	(ON)-OFF
C-7167	DPDT	(ON)-OFF-(ON)
C-7231R	SPST	ON-OFF
C-7251R	DPST	ON-OFF
C-7243RR	SPDT	ON-OFF-ON
C-7273RR	DPDT	ON-OFF-ON
C-7246RR	SPDT	(ON)-OFF-ON
C-7276RR	DPDT	(ON)-OFF-ON
C-7272RR	DPDT	ON-ON

※ Product ID are for Switch Body only, for full switch with actuators, add suffix like "-H1W" (see Website)



Features

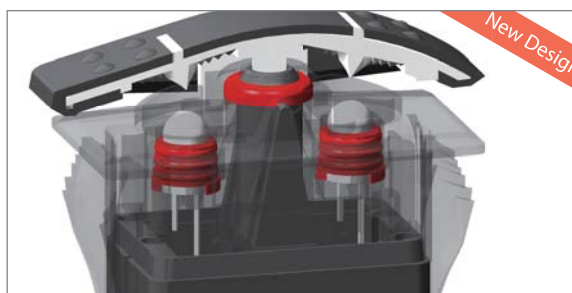
- Fit popular Contura style switch mounting
- Interchangeable actuators with various options
- Available in customized switch function, illuminating and other configurations
- LED illuminated (DC12V/ 24V dual voltage)
- PC Terminals (0.250" Quick Connect Terminals)
- IP67: Water proof even under temporary water immersion
- Exclusive advanced water-tight sealing design (Patented)



IP67 Water proof even under temporary water immersion

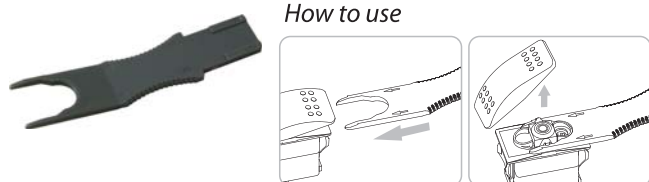
Specifications

- Rating | DC 12V 20A 24V 10A
- Electrical Life | 20,000~50,000 switch function dependent
- Note | IP67 Patented in TW CH



Advanced water-tight sealing design (Patented)

Actuator Removal Tool for C-7 Switches C7-RM-1



- Used to change C-7 switch actuators
- Anti-slip grip design

Hole Cover C7-HC-1



- Hole Cover for spare switch slots
- Easy snap-in design

Actuator for C-7 Switch C7A-XXX

※ Check coding guide online:
http://tiny.cc/C7_Actuator



C7A-H1W C7A-H3W C7A-H3R-25

- Available stand-alone without switch body
- Available in various colors, lens configurations and printing options
- Lens color available in white, red, amber, green and blue
- Customizable silkscreen printing or label stickers on square lens available

Laser Etched Contour C-7 Actuator C-7251XYS ON-OFF C-7254XYS (ON)-OFF

PATENTED
TW,CH

※ Check full patterns online:
http://tiny.cc/C-7_Laser_Actuators



- Premium feeling and backlight effects
- YIS exclusive trendy actuator shape (Patented)
- Laser etching technology allowing even very complicated patterns
- Illuminates on both symbol and label (label illumination configurable to be always on or power indication)
- 100% customizable with low MoQ

※ X Stands for Symbol illumination LED color, and Y for Label LED Color (X is ON only when switch is ON; Y is configurable externally.)

Mounting Panel for C-7 Series C7-PA-1 (End Frame) C7-PA-2 (Middle Frame)



- Allows mounting of multiple switches together
- Cascade as many switches as you like
- Push-in installations

Label Stickers for C-7 Switch with square lens C7-ST-1



- 60 pcs assorted label stickers
- For use with Actuators with white square lens C7A-H3W
- Sold separately



Digital Battery Gauges – Switch Mount SP-BG4 Digital Voltmeter SP-BG5 Digital Voltage & Current Dual-meter




※ Fit popular Contura style switch mounting (See page 64-65)



High Power 2 Port USB Charger – Switch Mount AS235-4.8A (2.4A + 2.4A)



※ Fit popular Contura style switch mounting (See page 69)

IP55 Water-resistant Rocker Switch
C-61/C-62 Series



Product Series		
Product ID	Type	Switch Function
C-6124P	SPST	(ON)-OFF
C-6136P	SPDT	(ON)-OFF-ON
C-6137P	SPDT	(ON)-OFF-(ON)
C-6144P	DPST	(ON)-OFF
C-6166P	DPDT	(ON)-OFF-ON
C-6167P	DPDT	(ON)-OFF-(ON)
C-6231P 	SPST	ON-OFF
C-6253P 	SPDT	ON-OFF-ON


Features

- Robust design to withstand outdoor environments
- Easy-to-press, stylish curved actuator design
- Available in various switch functions and illuminating configurations
- PC Terminals (0.250" Quick Connect Terminals) or Screw Terminals
- LEDs or Lamps available for illuminated C-62 series
- IP55 : Water projected in jets from any direction shall have no harmful effects

Specifications

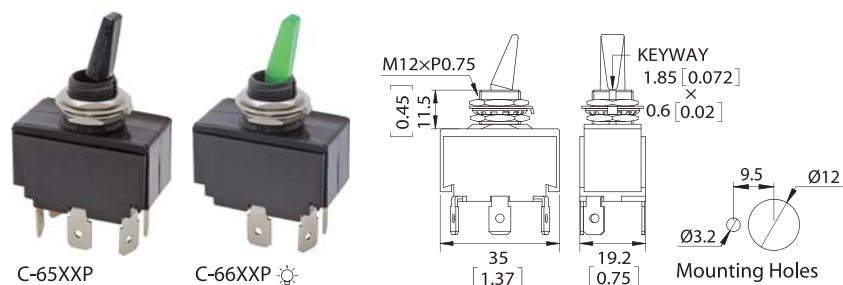
- Rating | DC 12V 16A 24V 10A
- Electrical Life | 20,000 make and break cycles at full load

Mounting Panel for C-6 Series



Toggle Switch

C-65/C-66 Series



Product Series		
Product ID	Type	Switch Function
C-6521P	SPST	ON-OFF
C-6524P	SPST	(ON)-OFF
C-6537P	SPDT	(ON)-OFF-(ON)
C-6631P ☀️	SPST	ON-OFF
C-6634P ☀️	SPST	(ON)-OFF
C-6647P ☀️	SPDT	(ON)-OFF-(ON)

Features

- Available in various switch functions, illuminating and other configurations
- Current rating up to 16A (@12V DC)
- Self-illuminating handle bar (C-66 only)
- Heat-resistant bakelite switch body
- Available in PC (Quick) Terminals or Screw Terminals
- Hidden color lens allowing up to three different illuminating colors(for illuminated C-66 series)

Specifications

- Rating | DC 12V 16A 24V 10A
- Electrical Life | 20,000 make and break cycles at full load

C6653L-CRG:Tri-color illuminated switch ON-OFF-ON



Rubber Boot

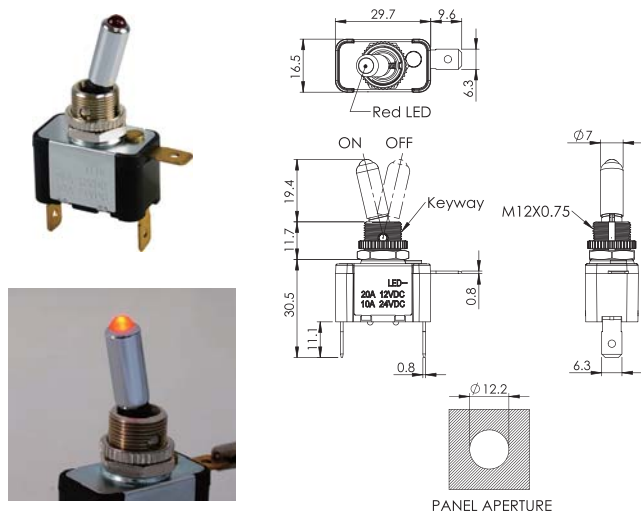
C6-RB-2



- Water-proof, dust proof rubber boot
- Screw Nuts: M12
- Available in clear/black color

Toggle Switch with On indication LED

New Product



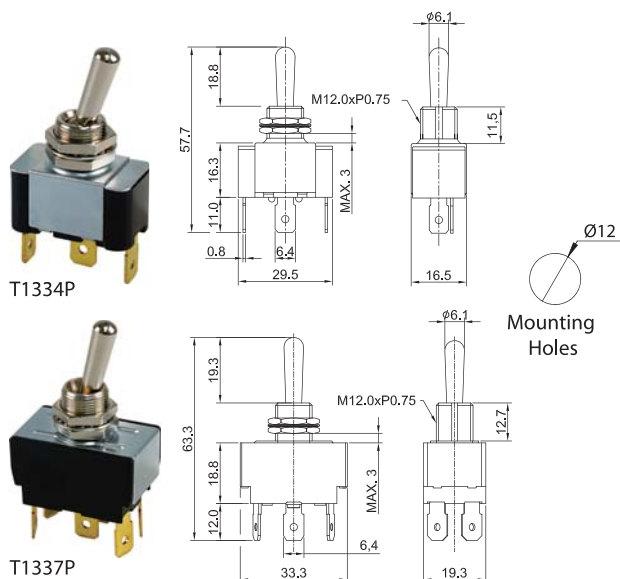
Features

- 3P SPST ON-OFF Toggle Switch with LED indicated
- 3 Quick-connect terminals: 6.3mm*0.8mm
- Rating: 20A 12VDC, 10A 24VDC
- Mechanical Operating Life: 50,000 cycles
- Electrical Operating Life: 25,000 cycles at full load
- Ingress Protection: IP40
- Mounting holes: 12.2mm Diameter 6.0mm max. Thickness

Premium Heavy Duty Toggle Switch Series

T-133X Series

New
Product



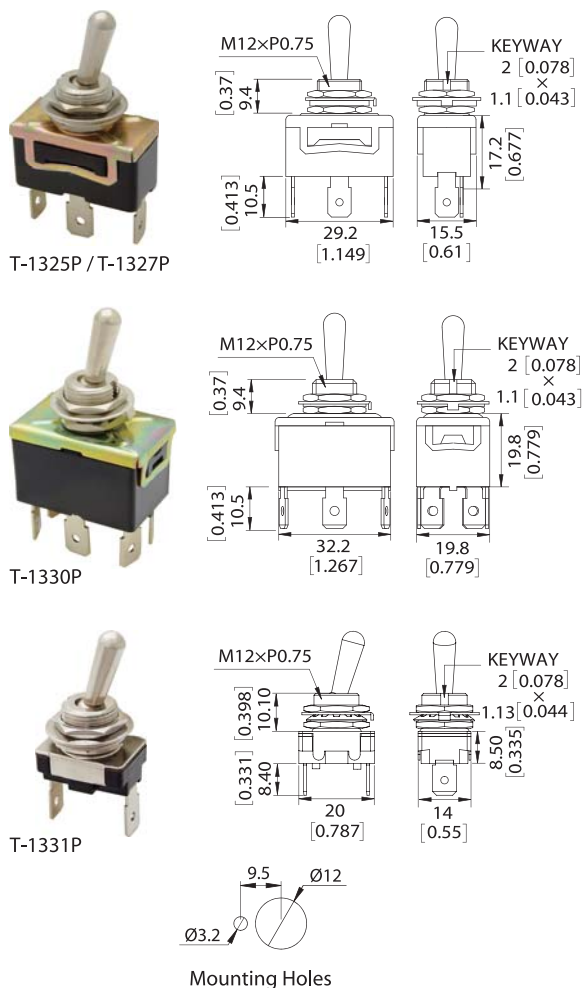
Features

- Product design matches leading brands switch allowing direct replacement
- More Premium feeling and texture than T1325 Series
- 100% Made in Taiwan

Product Series		
Product ID	Type	Switch Function
T-1332P	SPST	ON-OFF
T-1332PM	SPST	(ON)-OFF
T-1334P	SPDT	ON-OFF-ON
T-1334PM1	SPDT	(ON)-OFF-ON
T-1334PM2	SPDT	(ON)-OFF-(ON)
T-1337P	DPDT	ON-OFF-ON
T-1337PM1	DPDT	(ON)-OFF-ON
T-1337PM2	DPDT	(ON)-OFF-(ON)

Heavy-Duty Toggle Switch

T132X Series



Features

- Current rating up to 15A (@12V DC)
- Robust and durable toggle design
- Available in PC (Quick) Terminals or Screw Terminals
- Series-specific nameplates and rubber boot available
- Short Body design saves mounting space (for T-1331 series)

Specifications

- Rating | DC 12V 15 A 24V 10A
- Electrical Life | 50,000 make and break cycles at full load

Product Series		
Product ID	Type	Switch Function
T-1325P	SPST	ON-OFF
T-1325PM	SPST	(ON)-OFF
T-1327P	SPDT	ON-OFF-ON
T-1327PM1	SPDT	(ON)-OFF-ON
T-1327PM2	SPDT	(ON)-OFF-(ON)
T-1330P	DPDT	ON-OFF-ON
T-1331P	SPST	ON-OFF
T-1331PM	SPST	(ON)-OFF

Rubber Boot

T-RB-3



- Water-proof, dust proof rubber boot
- Screw Nuts: M12
- Available in clear/black color



Large Current (20A) Anti-Vandal Stainless Steel Push-Button Switch with LED Ring

PB-44xx Series - with LED light ring

PB-45xx Series - with backlight labels

PATENTED
US,TW,CH

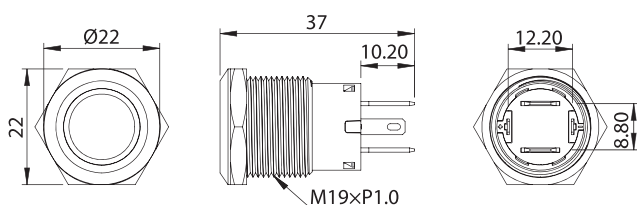


PB4411TB

PB4411TR

PB4511TB

PB4511TR



Product Series		
Product ID	Voltage Rating	Switch Function
PB-4411TL-X	DC 12V	ON-OFF (Latching)
PB-4511TL-X		
PB-4411T-X	DC 12V	(ON)-OFF (Momentary)
PB-4511T-X		
PB-4411TL-X-24V	DC 24V	ON-OFF (Latching)
PB-4511TL-X-24V		
PB-4411T-X-24V	DC 24V	(ON)-OFF (Momentary)
PB-4511T-X-24V		

※ X Stands for Symbol illumination LED color.

R : Red / B : Blue / W : White / G : Green

Features

- Market-leading 20A Capability (No more relays!)
- Same compact size as mainstream anti-vandal switches in market (PB-42 Series)
- Durable CNC Stainless Steel (SS316) housing
- 0.250" Quick connect terminals
- LED light rings configurable to be push-on (power indication) or always on (back lighting)
- IP67 – protected even under temporary water immersion

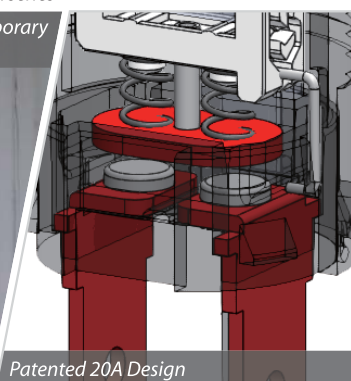
Additional Features for PB45xx

- Backlight button version
- 5 pcs PC membrane label stickers included
- Additional 40pcs assorted label stickers sold separately (PB-ST-1)



5 pcs labels included with PB45xx series

IP67 Water proof even under temporary immersion



Patented 20A Design

Label stickers for PB45xx Series

PB-ST-1



- 40 pcs assorted label sticker
- Scratch resistant, water-proof PC membrane material
- Customized version also possible
- Back printing for better durability

Cable set pre-assembled for PB44/PB45xx Series

PB-CA-2



Input
LED(-) 12V
Output &
LED(+) Jump

New
Product



- Cable set pre-assembled in factory or included as accessories
- Jumper cable allowing configuration of LED Ring to be "Push ON" or "Always ON"
- UL1015 18AWG cable capable of carrying 20A current
- (Optional) 24V LED negative cable kit allows 12V switch to be applied on 24V applications (PB-CA-2-24V)
- Cable length: 6" (15cm) (Customizable)




Specifications


- Rating | DC 12V 20A / DC 24V 10A
- Electrical Life | > 20,000 cycles
- Operation Temperature | -20°C ~ +55°C
- Note | Patented in Taiwan(M558458) & China(ZL2018202565058) & USA(US10297404B1)

Anti-Vandal Stainless Steel Push-Button Switch with LED Ring


PB-42xx Series



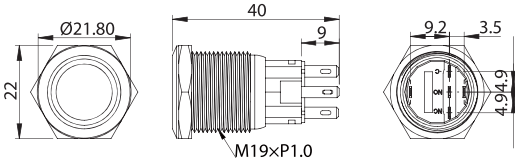
PB-4212T-B

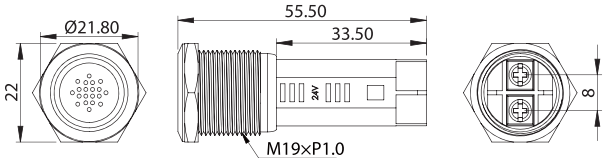


PB-4212T-R



PB-BZ-1R





Product Series			
Product ID	Voltage Rating	LED Color	Switch Function
PB-4212TL-R	DC 12V	Red	ON-OFF (Latching)
PB-4212T-R	DC 12V	Red	(ON)-OFF (Momentary)
PB-4212TL-B	DC 12V	Blue	ON-OFF (Latching)
PB-4212T-B	DC 12V	Blue	(ON)-OFF (Momentary)
PB-4212TL-R-24V	DC 24V	Red	ON-OFF (Latching)
PB-4212T-R-24V	DC 24V	Red	(ON)-OFF (Momentary)
PB-4212TL-B-24V	DC 24V	Blue	ON-OFF (Latching)
PB-4212T-B-24V	DC 24V	Blue	(ON)-OFF (Momentary)
PB-BZ-1R	DC 12V	Red/flashing	Buzzer


- Up to Double Pole NO/NC/COM Terminals (5 or 8 Terminals)
- Durable stainless steel housing and button
- LED light rings configurable to be push-on (power indication) or always on (back lighting).
- IP67 – protected agasint even under temporary water immersion (IP50 for the Buzzer PB-BZ-1R)

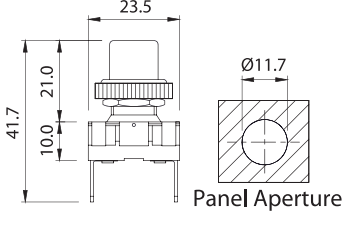
Specifications

- Rating | DC 12V 5A / DC 24V 5A
- Electrical Life | > 50,000 cycles
- Operation Temparture | -20°C ~ +55°C

Starter Push-Button Switch

PB-4071





Rubber Boot

PB-RB-1



Features

- Quick terminal blades
- High current push button switch
- Water-resistant cap available
- Rating: AC 125V 15A / 240V 10A



LED Lights for Boats

YIS Marine LED Lights for Boats

WaveLED Marine LED Lights Series

WaveLED Reading Light Series

LED Courtesy Lights

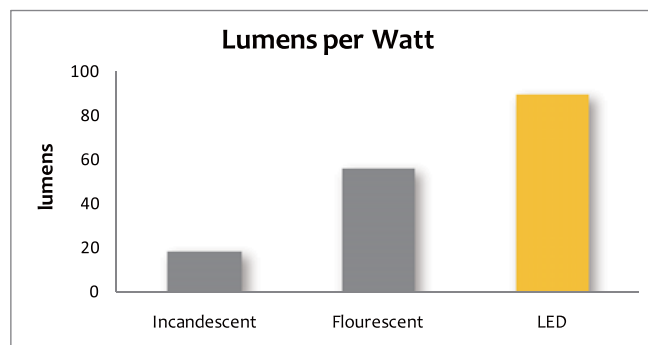
YIS Marine LED Lights for Boats

Next Generation of Marine Lighting

LED is the next generation of lighting. With its lower power consumption, vibration-proof and better durability comparing to traditional halogen lights, the LED lights are an ideal solution on the board. The performance of LED lights, however, is based heavily on their electronic circuit design, which is very different from traditional luminaire using incandescent lights. With more than 20 years of expertise in automotive electronics designing and manufacturing, YIS Marine is able to provide high performance LED light products with competitive costs.

Low Power Consumption

Low power consumption means longer cruising time on the sea. As of 2015, the latest LED technology can generate around 80-100 lumens per watt, while the traditional incandescent lights generate less than 20 lumens per watt. In fact, EU has banned use of incandescent lights since 2012, and planned to ban the halogen lights due to their low lighting efficiency.



Life & Durability



Typically LED's has a lifespan for about 20,000 – 50,000 hours, more than 20 times of that of an incandescent light. LED also has no filaments to break, and thus are very vibration proof. Most of YIS Marine lights are built in one part without replaceable lamps, and some outdoor models are fully sealed to ensure great durability against moisture and shocks.

Electronic Circuit Design



Electrical systems on the boats are very complex and sophisticated systems. DC power supply on board can vary from 10 – 15V under different circumstances (for a 12V system). That's why almost all of our LED lights come with Constant-Current technology that keeps the LED output stable despite the input voltage variation. As radio communication is crucial on the boats, all of our LED lights also have EMI suppression design and approved by the EU standards **CE**.

Cost

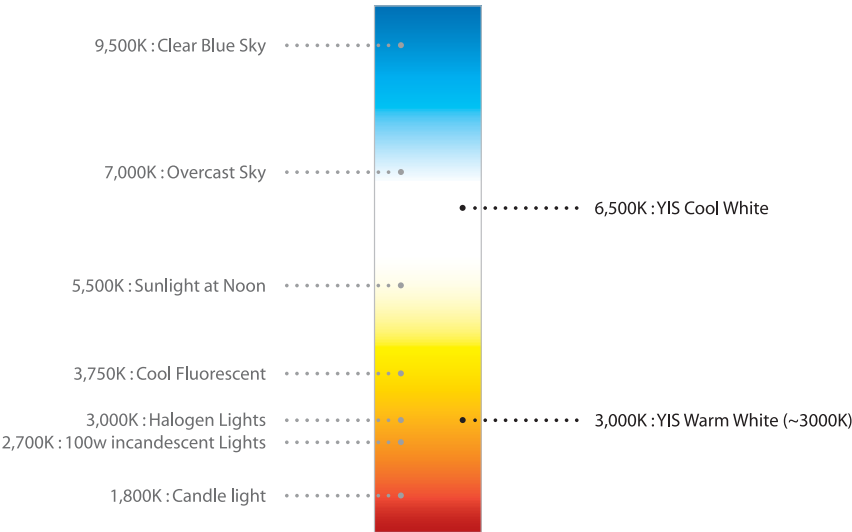
The cost of LED has been dropping consistently each year. This, combining with its steady growth in lighting efficiency, makes LED lights become more and more suitable to replace traditional incandescent lights used on the boat. YIS Marine re-design LED lights on board by removing or modifying parts that were necessary for halogen lights but no longer needed for LED lights. By designing lights exclusively for the LED technology, we are able to build cost-effective LED lights with much better performance than traditional halogen lights.

LED Terminologies

LED is the next generation of lighting. With its lower power consumption, no heat radiation and better durability comparing to traditional halogen lights, the LED lights are an ideal solution on the board. Here is some of the important terminologies of LED lights:

Color Temperature (Unit: K (Kelvin))

Color temperature is conventionally stated in Kelvin (K), the unit of absolute temperature. The color temperature is the temperature that makes an ideal black body radiator radiate comparable hue as the light source. Usually, color temperatures over 5,200K are called cool colors, color temperature below 3500K are called warm colors.



Luminous Flux (Unit: lm(lumens))

The total amount of light emitted from a lamp. The higher lumen is, the more intense the light output. Luminous Flux does not vary with distances.

Illuminance (Unit: Lux)

Illuminance is the total luminous flux falling on a surface. It shows the intensity of the incident light. Mathematically,

$$\text{Illuminance (Lux)} = \frac{\text{Lumens (lm)}}{\text{area(m}^2\text{)}}$$

where area is the illuminated area of the light source. The farther the surface are away from the source, the larger the area would be, and hence the smaller illuminance, while the Luminous Flux remains the same.

Example:

If a light fixture with 100 lumens lights up an area of 1 square meter, the Illuminance would be 100 lux. If, however, the same fixture lights up 10 square meters (at a farther place), the illuminance would be reduced to only 10 lux.

Types of LEDs

SMD LEDs (Surface Mounted Devices)



SMD LEDs are bright and economical LEDs that are mounted on PC Boards and hence are easy for mass production. With the SMD LED becoming brighter and brighter, they have become mainstream of marine lights.



High Power LEDs



High power LEDs use from 1 watts to as much as 500 watts in a single package and thus has the ability to provide unparalleled brightness within limited area comparing to SMD LEDs. The heat dissipation issue is an important factor in designing High-Power LED lights. YIS Marine utilizes all-aluminum LED holders/enclosures for our High Power LED product lines.



WaveLED Marine LED Lights Series



Unique Marine Wave-shaped LED Lights from YIS

WaveLED Ceiling Light

LC004W

WaveLED Ceiling Light - Dual Color

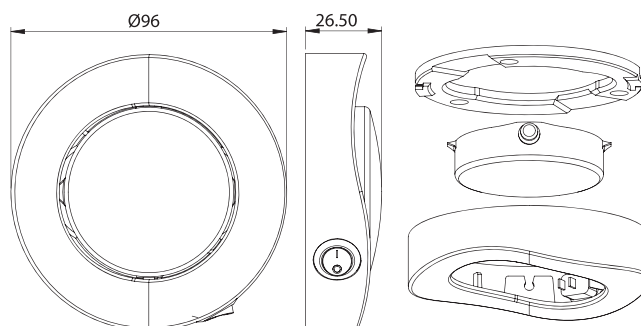
LC004WB / LC004WR



LC004W-W



LC004WB-S / LC004WR-S (Dual Color)



Features

- Unique wave shape enclosure design
- Easy-to-install bayonet latch design
- Matte surface allows soft and smooth light output
- Completely sealed LED Module
- Built-in ON-OFF switch
- Adjustable light angle
- Constant-Current technology design ideal for marine lighting
- DC 12V-24V dual voltage rating
- 2 different enclosure colors available

Additional Features for LC004WB/LC004WR

- White/Blue or White/Red dual light color
- Cost-effective built-in ON-OFF-ON switch


Specifications

- Lighting Source | SMD LED x 6 (120lm)
- Color Temperature | 2900-3200K (Warm White)
- Voltage Rating | DC 12-30V
- Power Consumption | 1.5W
- Note |

Dual Color LC004WB / LC004WR

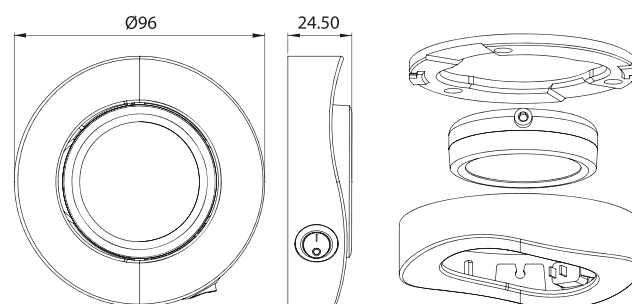
LC004WB

LC004WR



WaveLED Ceiling Light / Spotlight with High Power LED

LC003-3x1W



Features

- Unique wave shape enclosure design
- Easy-to-install bayonet latch design
- Specially designed optical lens provide bright and focused spot light
- 3 x 1 Watt super bright High Power LED
- Built-in ON-OFF switch
- Adjustable light angle
- DC 12V-24V dual voltage rating

Specifications


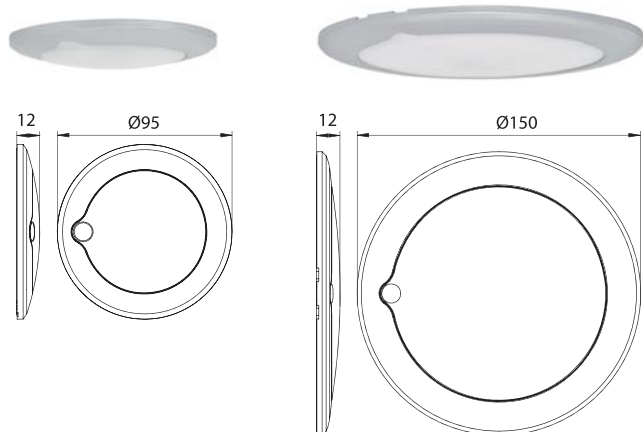
- Lighting Source | High Power LED (1W) x 3
- Color Temperature | 3000-3300K (Warm White)
- Voltage Rating | DC 12-30V
- Power Consumption | 3.24W
- Note |



DishLED Dimmable Ceiling Light with Touch Button

LC005-95

LC005-150



LC005 are ultra-thin ceiling lights with dimmable function and a low profile touch button. They have the same un-intrusive like outlook as the recessed light fixtures yet are also as easy to install as any other surface mount ceiling lights. It can be turned on/off or dimmed linearly with a simple touch, and the memory function allows it to memorize previous brightness level when turned back on. The cut-off memory feature allows multiple DishLEDs to be controlled centrally by a single switch. The completely sealed design made it perfect for use in marine applications (IP67).

Features

- Ultra-thin surface mount (only 12mm in thickness)
- Low profile touch button
- Linear (non-stop) dimming allowing brightness adjustment to any desirable level (10-100%)
- Memory feature – remembering previous brightness level when turned back on
- Power cut-off memory feature allowing central control of several DishLED lights
- Constant-current technology design ideal for marine lighting
- Completely sealed (IP67) – protected even under temporary water immersion

Specifications

LC005-95


- Light Source | Super Bright SMD LED x 4 (200lm)
- Color Temperature | 3000 – 3300K (Warm White)
- Voltage Rating | DC 9 – 30V (Multi-volt)
- Power Consumption | 2.4W
- Note | IP67

LC005-150

- Light Source | Super Bright SMD LED x 12 (400lm)
- Color Temperature | 3000 – 3300K (Warm White)
- Voltage Rating | DC 9 – 30V (Multi-volt)
- Power Consumption | 4.5W
- Note | IP67

WaveLED Marine Reading Light Series

Watch Intro Video on Youtube



Cost-effective Reading Lights with Trendy Design



Description

The WaveLED reading light series are modern design, good performance and cost-effective LED reading lights. While High Power LED version provides unparalleled focused light output, the SMD version can provide wider angle and smoother output with much lower cost. There is also a dimmable SMD LED version with touch button. With economical plastic housing, built-in switches, and its easy-to-install feature, this series is ideal for sale in the aftermarket.

Features

- Unique wave shaped base design
- New screw-free easy-to-install bayonet catch design
- Built in switch for easy wiring
- Adjustable light angle
- 3 Versions available: high power LED, cost-effective SMD LED, and dimmable touch button version



3 Versions of WaveLED reading lights



High Power LED with Condenser Lens

High power LED provides unparalleled brightness through the ultra clear condenser lens, the high power LED version can light up as far as 5 meters away, suitable for reading or spotlight applications.



SMD LEDs with matte lens

SMD LED version is a wide angle, lower cost alternative. This version is also more suitable for reading at a closer range.



Dimmable SMD LED version with TOUCH button

SMD LED version with additional dimming feature and water-resistant touch button design.

Watch Intro Video on Youtube



WaveLED Reading Light

LR001-1W

WaveLED Reading Light (SMD Version)

LR001-SMD

WaveLED Dimmable Reading Light with Touch Button

LR001-TOUCH



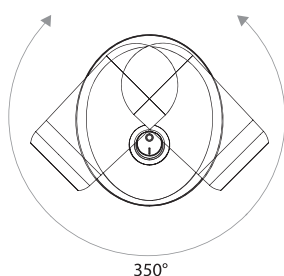
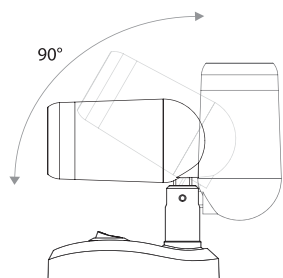
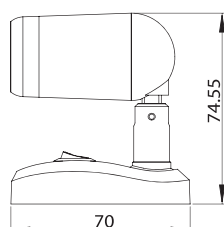
LR001-1W



LR001-SMD



LR001-TOUCH



Features

- Compact size with powerful output
- New screw-free bayonet catch wave base design
- 350° rotatable horizontally and 90° vertically leaving no blind spot
- Constant-Current technology design ideal for marine lighting
- Dual Voltage rating for both 12V & 24V systems

Additional Feature for LR001-TOUCH

- Linear (non-step) dimming allowing brightness adjustment to any desirable level
- Memory feature - remembering previous brightness level when turned back on
- Low profile touch button design

Specifications

LR001-1W(High Power LED)

- Lighting Source | High Power LED (1W) x 1 with condenser lens
- Color Temperature | 3000-3300K (Warm White)
- Voltage Rating | DC 9-30V
- Power Consumption | 1.32W
- Note |

LR001-SMD / LR001-TOUCH

- Lighting Source | 8 super bright SMD LED (160lm)
- Color Temperature | 2900-3200K (Warm White)
- Voltage Rating | DC 10-30V
- Power Consumption | 1.68W
- Note |

WaveLED Gooseneck Reading Light

LR011-1W-130 / LR011-1W-330

WaveLED Gooseneck Reading Light (SMD Version)

LR011-SMD-130 / LR011-SMD-330

WaveLED Dimmable Gooseneck Reading Light with Touch Button

LR011-TOUCH-130 / LR011-TOUCH-330



LR011-1W-130

LR011-1W-330



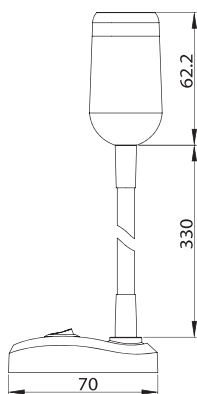
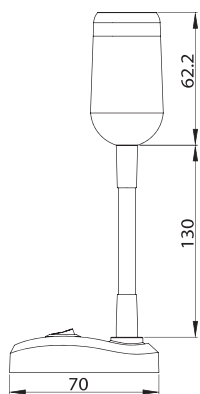
LR011-SMD-130

LR011-SMD-330



LR011-TOUCH-130

LR011-TOUCH-330



Features

- Compact size with powerful output
- New screw-free bayonet catch wave base design
- Bendable gooseneck allows more freedom of light positions
- Constant-Current technology design ideal for marine lighting
- Dual Voltage rating for both 12V & 24V systems

Additional Features for LR011-TOUCH

- Linear (non-step) dimming allowing brightness adjustment to any desirable level
- Memory feature – remembering previous brightness level when turned back on
- Low profile touch button design

Specifications

LR011-1W(High Power LED)

- Lighting Source | High Power LED (1W) x with condenser lens
- Color Temperature | 3000-3300K (Warm White)
- Voltage Rating | DC 9-30V
- Power Consumption | 1.32W
- Note |

LR011-SMD / LR011-TOUCH

- Lighting Source | 8 super bright SMD LED (160lm)
- Color Temperature | 2900-3200K (Warm White)
- Voltage Rating | DC 10-30V
- Power Consumption | 1.68W
- Note |

WaveLED Dual Color Chart Reading Light
 LR012-330



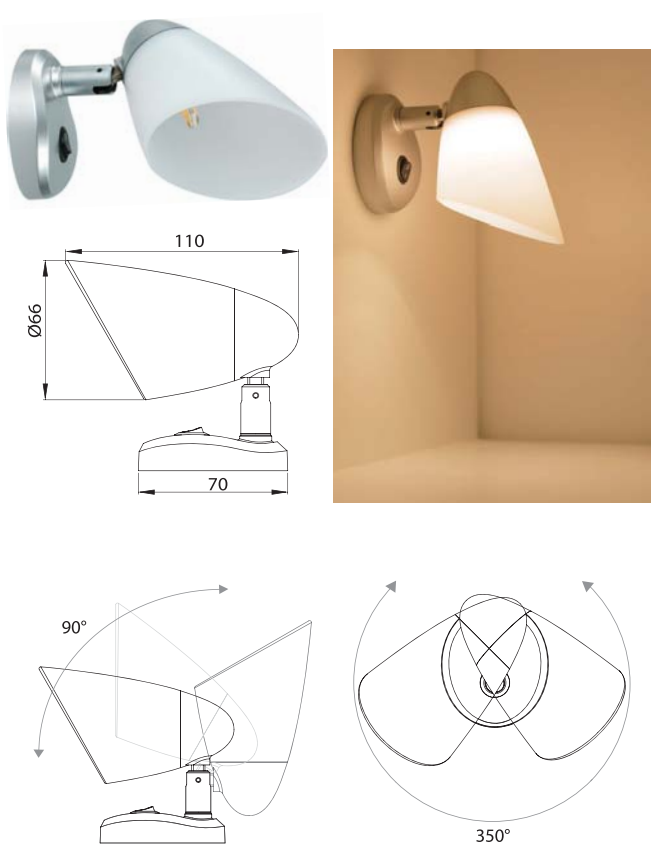
Features

- New screw-free bayonet catch wave base design
- Dual Light Colors: Bright white light for daytime; Red LED light for night vision
- Built-in ON-OFF-ON switch
- Bendable gooseneck allows more freedom of light positions
- Constant-Current technology design ideal for marine lighting
- Dual Voltage rating for both 12V & 24V systems

Specifications

- Lighting Source | White:8 super bright SMD LED (160lm) / 1 Red 5050 SMD LED
- Color Temperature | 6500K (White)
- Voltage Rating | DC 12V-30V
- Power Consumption | 1.56W
- Note |

WaveLED Cabin / Reading Light
 LR002



Features

- New screw-free bayonet catch wave base design
- Economical, light weight PolyCarbonate shielding
- Replaceable G4 LED bulbs
- Built-in ON-OFF switch
- 350° rotatable horizontally and 90° vertically leaving no blind spot

Specifications

- Lighting Source | G4 LED Bulbs 2W (200-230lm)
- Color Temperature | 2800-3200K (Warm White)
- Voltage Rating | DC 10 - 30V
- Current Consumption | 2W
- Note |


Replaceable G4 LED Bulbs for LR002
 LR-G4-2W



Watch Intro Video on Youtube



Short Video for Dimmable Version



LED Reading Light with USB Charging Socket

LR003 / LR003D

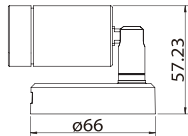
LR013-130 / LR013D-130

LR013-330 / LR013D-330

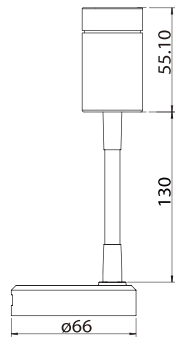
New
Product




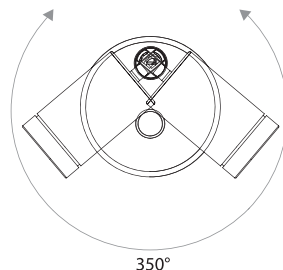
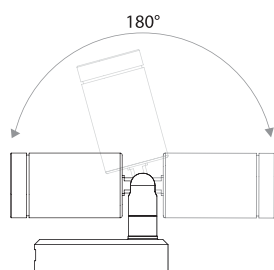
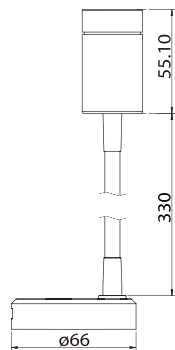
LR003



LR013-130



LR013-330



Non-stop linear dimming from 10% to 100%

Features

- Chrome plated plastic housing for premium feeling with low cost
- Compact size with powerful output
- Convenient 1 port 2.4A USB Charge socket on base (Compatible with latest iPad)
- Screw-free bayonet catch base design
- Low profile touch button design
- Constant-Current technology design ideal for marine lighting
- Dual voltage rating for both 12V & 24V system

Additional Features for LR003D (Dimmable)

- Linear (non-stop) dimming allowing brightness adjustment to any desirable level (10-100%)

Specifications

- Lighting Source | 4 x super bright SMD LED (160lm)
- Color Temperature | 3000 - 3300K (Warm White)
- Voltage Range | DC 10V - 30V
- Power Consumption | 1.68W (USB not charging) 15.5W Max (USB Charging)
- Note |



Convenient USB Charging Port on Light Base

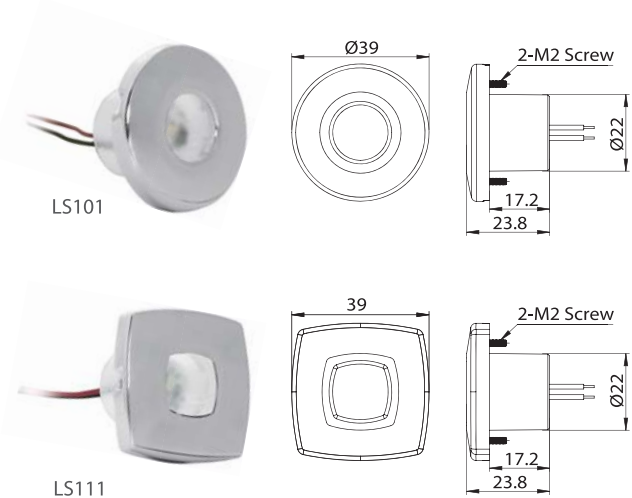
* This product is under development, all specifications and features are subject to change. Contact sales for final specs.

Marine LED Courtesy Lights

LED Step Lights / Courtesy Light with Stainless Steel Faceplate

LS101(Round)


LS111(Square)




Features

- Polished marine grade stainless steel (SAE 316) faceplate
- Completely sealed – completely waterproof even undertemporary water immersion (IP67)
- Compact size and easy to install
- Matte Surface allowing soft and smooth light output
- LED Colors available in Warm White, Blue, Red

Specifications

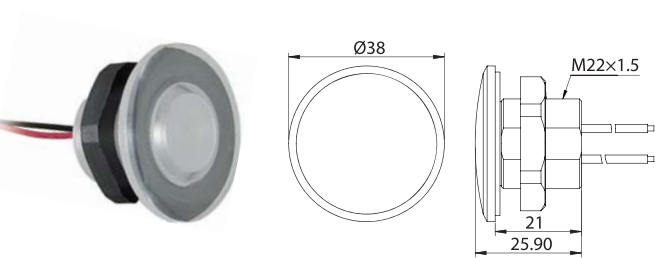
- Lighting Source | SMD LED
- Voltage Rating | DC 12V
- Power Consumption | 0.25W
- Note | IP67 



Economical LED Step Lights / Courtesy Light

LS102


Best Seller



Features

- Completely sealed – completely waterproof even undertemporary water immersion (IP67)
- Compact size and easy to install
- Matte Surface allowing soft and smooth light output
- LED Colors available in Warm White, Blue, Red
- Also applicable as live well bait tank light

Specifications

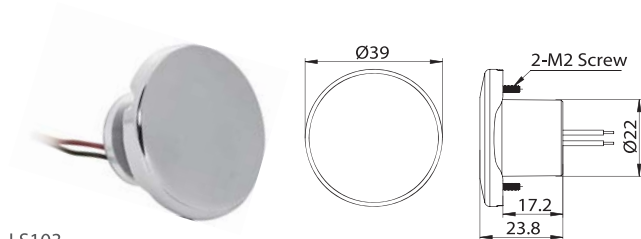
- Lighting Source | SMD LED
- Voltage Rating | DC 12V
- Power Consumption | 0.25W
- Note | IP67 



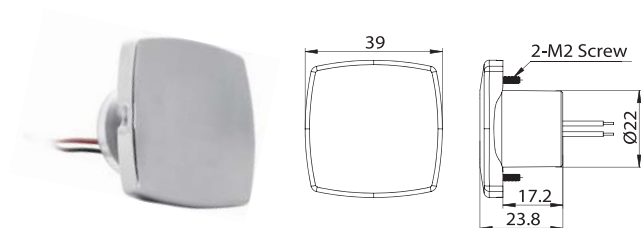
LED Step Light / Courtesy Light with Single or Double Light Rays

LS103 (Round)


LS113 (Square)



LS103




LS113



Features

- Polished marine grade stainless steel (SAE 316) faceplate
- Single or Double light rays provides elegant illumination
- Completely sealed – completely waterproof even undertemporary water immersion (IP67)
- Compact size and easy to install
- Available in warm white or cold white color
- Dual voltage rating for both 12V & 24V systems


Specifications

- Lighting Source | SMD LED
- Color Temperature | 2900-3200K(Warm White) / 6500K (Cold White)
- Voltage Rating | DC 10-30V
- Power Consumption | 0.24W(Single Ray) / 0.36W (Double Ray)
- Note | IP67 

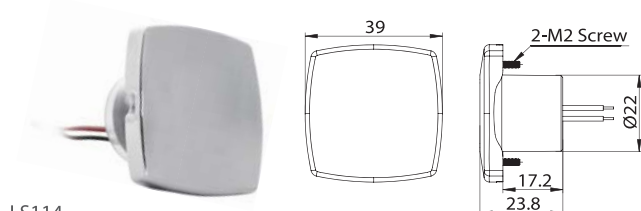
LED Step Light / Courtesy Light with Light Ring

LS104 (Round)


LS114 (Square)



LS104



LS114



Features

- Polished marine grade stainless steel (SAE 316) faceplate
- Sun eclipse like light ring effects
- Completely sealed – completely waterproof even undertemporary water immersion (IP67)
- Compact size and easy to install
- Available in warm white or cold white color

Specifications

- Lighting Source | SMD LED
- Voltage Rating | DC 12V
- Power Consumption | 0.25W
- Note | IP67 

Customize Packaging for Your Products!



✓ **Low MOQ**

✓ **Free Design**

✓ **Instant Feedback**

Provide your Logo file, and we will handle the rest!

Low MoQ / Free Design / Instant Feedback

AI

PSD

Almost all of YIS Marine’s quality products come with retail display packages. Designed for the aftermarket, our blister or colored boxes packages typically include customizable label stickers, instruction manual and installation accessories - everything consumers need to install the products themselves. Our blisters and box packages are made in Taiwan with good quality that matches the products within them.

In addition to supplying our quality products, we also provide marketing support like blister card / box design, instruction manual or even marketing support for customer’s catalogue design. Customer’s logo on blister cards are also possible.




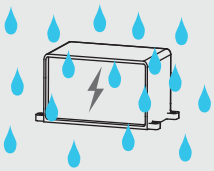

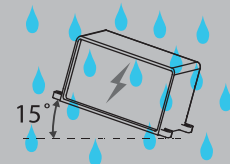
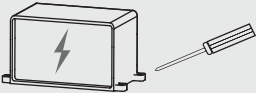
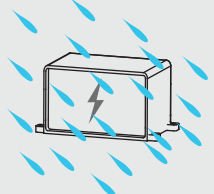

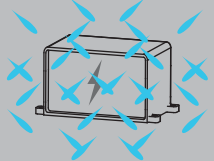
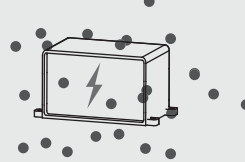

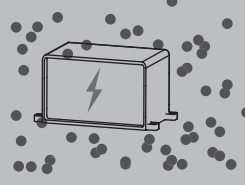
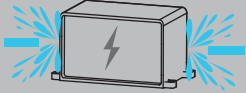
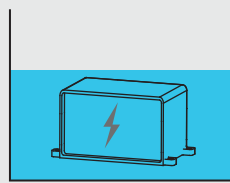
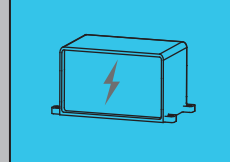


Typical contents of products in YIS Marine switch panel package

Appendix: IP Rating Guide

The IP (Ingress Protection) Rating refers to the different levels of protection a product provides against foreign objects (such as fingers, tools, wires and dust) and water ingress.

IP
(1) (2)

(1) Protection Against Solids		(2) Protection Against Water	
1	 Protected against solid objects greater than 50mm, such as a hand.	1	 Protected against vertically falling drops of water. Limited ingress permitted.
2	 Protected against solid objects greater than 12.5mm, such as a finger.	2	 Protected against vertically falling drops of water with enclosure tilted up to 15 degrees from the vertical. Limited ingress permitted.
3	 Protected against solid objects greater than 2.5mm, such as a screwdriver.	3	 Protected against sprays of water up to 60 degrees from the vertical. Limited ingress permitted.
4	 Protected against solid objects greater than 1.0mm, such as a wire.	4	 Protected from water splashed from any direction. Limited ingress permitted.
5	 Dust Protected: Limited ingress of dust permitted. Dust ingress should not affect the function of the equipment.	5	 Protected against jets of water. Limited ingress permitted.
6	 Dust Tight: No ingress of dust.	6	 Protected from powerful water jets from any direction. Limited water ingress permitted.
		7	 Protected against the effects of temporary immersion (30 mins) in water between 15cm to 1m.
		8	 Protected against the effects of long period immersion in water under pressure.

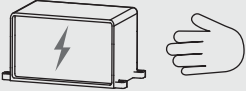
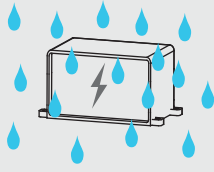

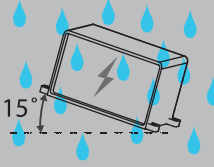
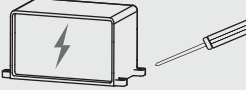
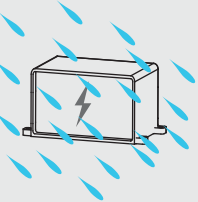
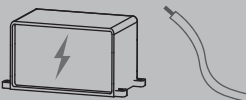
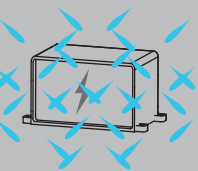
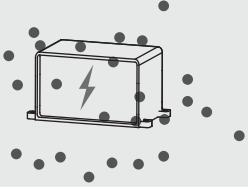

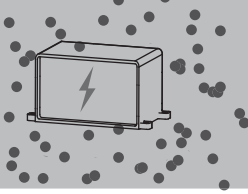
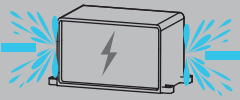
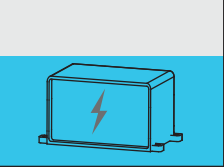

Check how IP66 / IP67 is tested on our Youtube Channel:



Appendix: IP Rating Guide

The IP (Ingress Protection) Rating refers to the different levels of protection a product provides against foreign objects (such as fingers, tools, wires and dust) and water ingress.

IP
(1) (2)

(1) Protection Against Solids		(2) Protection Against Water	
1	 <p>Protected against solid objects greater than 50mm, such as a hand.</p>	1	 <p>Protected against vertically falling drops of water. Limited ingress permitted.</p>
2	 <p>Protected against solid objects greater than 12.5mm, such as a finger.</p>	2	 <p>Protected against vertically falling drops of water with enclosure tilted up to 15 degrees from the vertical. Limited ingress permitted.</p>
3	 <p>Protected against solid objects greater than 2.5mm, such as a screwdriver.</p>	3	 <p>Protected against sprays of water up to 60 degrees from the vertical. Limited ingress permitted.</p>
4	 <p>Protected against solid objects greater than 1.0mm, such as a wire.</p>	4	 <p>Protected from water splashed from any direction. Limited ingress permitted.</p>
5	 <p>Dust Protected: Limited ingress of dust permitted. Dust ingress should not affect the function of the equipment.</p>	5	 <p>Protected against jets of water. Limited ingress permitted.</p>
6	 <p>Dust Tight: No ingress of dust.</p>	6	 <p>Protected from powerful water jets from any direction. Limited water ingress permitted.</p>
		7	 <p>Protected against the effects of temporary immersion (30 mins) in water between 15cm to 1m.</p>
		8	 <p>Protected against the effects of long period immersion in water under pressure.</p>

Check how IP66 / IP67 is tested on our Youtube Channel:



Follow us on Social Media:

-  www.facebook.com/YISMarine
 www.instagram.com/YISMarine
 www.youtube.com/YISMarine

億勝企業有限公司
Yih Sean Enterprise Co., Ltd.

TEL | +886-6-3570966

FAX | +886-6-3570166

台南市安南區永安路134號(和順工業區)
No.134, Yong-An Road, (Ho-Shun Ind. Park)
Tainan 70969, Taiwan

精通電子元件有限公司(大陸工廠)
Jing Tong Ele. Components Co., Ltd.
(China Factory)

中國·寧波小港開發區
Xiao Gang Economic and Technical Development
Zone, Ningbo, China



E-Mail | sales@yismarine.com
Website | www.yismarine.com
Visit our website for latest news and products

